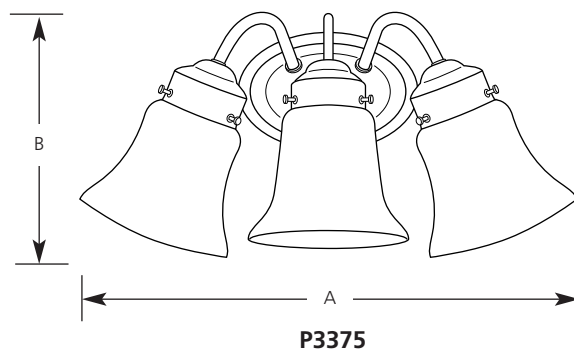
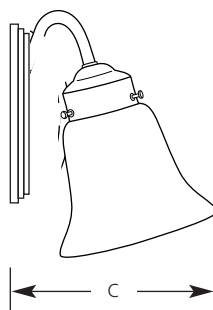
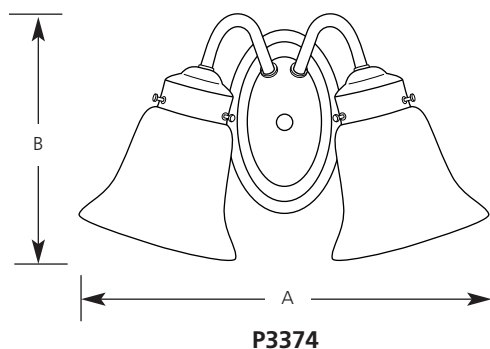


Type	_____	
	-10	-15
P3373	<input type="checkbox"/>	<input type="checkbox"/>
P3374	<input type="checkbox"/>	<input type="checkbox"/>
P3375	<input type="checkbox"/>	<input type="checkbox"/>
P3376	<input type="checkbox"/>	<input type="checkbox"/>

Catalog No.	Finish		Lamping	Dimensions (Inches)		
	Polished Brass	Polished Chrome		A	B	C
P3373	-10	-15	1 (m) 100w	5-1/4	8-1/4	8
P3374	-10	-15	2 (m) 100w	14	8-1/4	6-1/4
P3375	-10	-15	3 (m) 100w	16	8-1/4	9
P3376	-10	-15	4 (m) 100w	24-1/2	8-1/4	7-1/2



Specifications:

General

- Steel construction
- Polished Brass (-10) and Polished Chrome (-15) finish
- White opal glass
- Glass is retained with fitter screws

Mounting

- Wall mount
- Covers outlet box
- Mounting strap for outlet box included
- Canopy:

P3373 & P3374: 4-1/2" w. x 6" ht.

P3375 & P3376: 6" w. x 4-1/2" ht.

Electrical

- Medium base ceramic sockets
- Pre-wired

Labeling

- UL-CUL damp location listed