

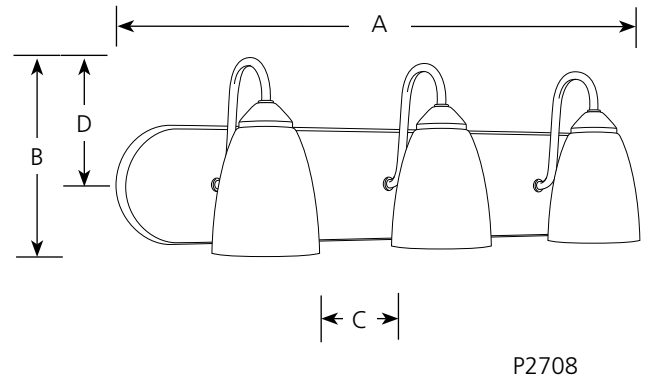
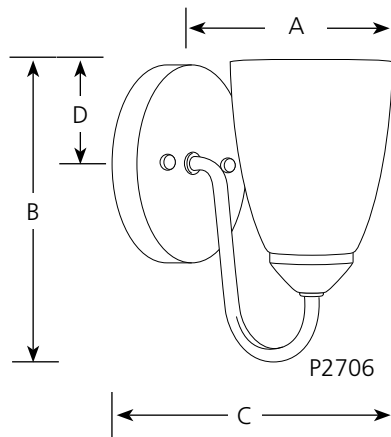
Type _____

	-09	-15	-20
P2706	<input type="checkbox"/>	<input type="checkbox"/>	<input type="checkbox"/>
P2707	<input type="checkbox"/>	<input type="checkbox"/>	<input type="checkbox"/>
P2708	<input type="checkbox"/>	<input type="checkbox"/>	<input type="checkbox"/>
P2709	<input type="checkbox"/>	<input type="checkbox"/>	<input type="checkbox"/>
P2713	<input type="checkbox"/>	<input type="checkbox"/>	<input type="checkbox"/>
P2714	<input type="checkbox"/>	<input type="checkbox"/>	<input type="checkbox"/>

Finish

Dimensions (Inches)

Catalog No.	Finish			Lamping	Dimensions (Inches)			
	Brushed Nickel	Polished Chrome	Antique Bronze		A	B	C	D
P2706	-09	-15	-20	1 (m) 100w	5	7-1/2	6-1/2	2-5/8
P2707	-09	-15	-20	2 (m) 100w	12	7-1/2	6-1/2	2-1/2
P2708	-09	-15	-20	3 (m) 100w	24	7-1/2	6-1/2	2-1/2
P2709	-09	-15	-20	4 (m) 100w	30	7-1/2	6-1/2	2-1/2
P2713	-09	-15	-20	5 (m) 100w	36	7-1/2	6-1/2	2-1/2
P2714	-09	-15	-20	6 (m) 100w	48	7-1/2	6-1/2	2-1/2



Specifications:

General

- Etched glass shade(s): 4" dia.
- Mounts in "up" or "down" position
- Plated Brushed Nickel (-09) or Polished Chrome (-15) finishes
- Painted Antique Bronze (-20) finish
- Threaded socket ring secures glass
- Steel construction
- Companion Bath and Vanity, Chandelier, Hall and Foyer, Pendant, Wall bracket, fixtures are available

Mounting

- Wall mount
- Back plate covers a standard 4" hexagonal recessed outlet box

- Back plate

SKU	Width	Height
P2706	5" dia.	
P2707	12"	4-9/16"
P2708	24"	4-9/16"
P2709	30"	4-9/16"
P2713	36"	4-9/16"
P2714	48"	4-9/16"

- Mounting strap for outlet box included

Electrical

- Medium base ceramic sockets
- Pre-wired

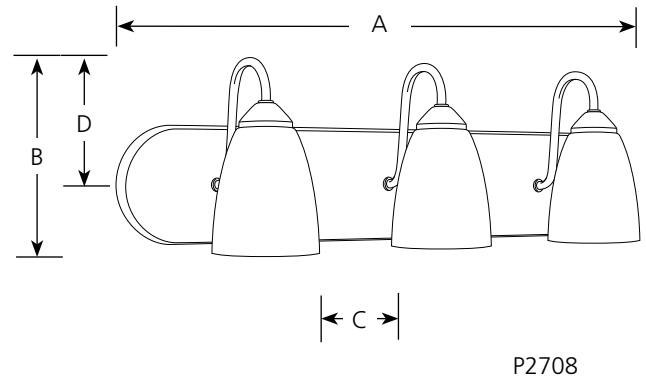
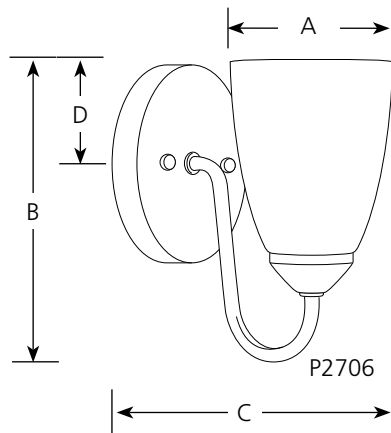
Labeling

- UL-CUL Damp location listed

Progress Lighting
701 Millennium Blvd.
Greenville, South Carolina
29607

	Type _____	
	-09EBWB	-20EBWB
P2706	<input type="checkbox"/>	<input type="checkbox"/>
P2707	<input type="checkbox"/>	<input type="checkbox"/>
P2708	<input type="checkbox"/>	<input type="checkbox"/>
P2709	<input type="checkbox"/>	<input type="checkbox"/>

Catalog No.	Finish		Lamping	Dimensions (Inches)			
	Brushed Nickel	Antique Bronze		A	B	C	D
P2706	-09EBWB	-20EBWB	1 13w GU24	5	7-1/2	6-1/2	2-5/8
P2707	-09EBWB	-20EBWB	2 13w GU24	12	7-1/2	6-1/2	2-1/2
P2708	-09EBWB	-20EBWB	3 13w GU24	24	7-1/2	6-1/2	2-1/2
P2709	-09EBWB	-20EBWB	4 13w GU24	30	7-1/2	6-1/2	2-1/2



Specifications:

General

- Etched glass shade(s): 4" dia.
- Mounts in "up" or "down" position
- Plated Brushed Nickel (-09EBWB) finish
- Painted Antique Bronze (-20EBWB) finish
- GU24 self-ballasted lamp(s) included
- Steel construction
- Companion Bath and Vanity, Chandelier, Hall and Foyer, Pendant, Wall bracket, fixtures are available
- Energy Star Certified

Mounting

- Wall mount

- Back plate covers a standard 4" hexagonal recessed outlet box
- Back plate

SKU	Width	Height
P2706	5" dia.	
P2707	12"	4-9/16"
P2708	24"	4-9/16"
P2709	30"	4-9/16"

- Mounting strap for outlet box included

Electrical

- GU24 base socket(s)
- Pre-wired

Labeling

- cCSAus Damp location listed
- Title 24 compliant



Progress Lighting
701 Millennium Blvd.
Greenville, South Carolina
29607