

**SPECIFICATIONS**

**Certifications/Qualifications**

Class 2	n/a
Prop65	Yes
	<a href="http://www.kichler.com/warranty">www.kichler.com/warranty</a>

**Dimensions**

Base Backplate	5.00 DIA
Weight	5.00 LBS
Height	8.25"
Overall Height	47.00"
Width	16.00"

**Electrical**

Input Voltage	120.00V
---------------	---------

**Light Source**

Dimmable	n/a
Lamp Included	Not Included
Lamp Type	B10
Max or Nominal Watt	60.00
# of Bulbs/LED Modules	3
Socket Type	E12 (Candelabra)

**Mounting/Installation**

Connector	Yes
Interior/Exterior	INTERIOR
Lead Wire Length	72"
Location Rating	Dry
Mounting Weight	5.00 LBS
Wire Connectors	Wire Nuts

**FIXTURE ATTRIBUTES**




**Housing**

Primary Material	Steel
Shade Description	Metal
Shade Included	n/a

**Product/Ordering Information**

SKU	52542BK
Finish	Black
Style	Traditional
UPC	783927018319

**Finish Options**

-  Black
-  Brushed Natural Brass
-  Polished Nickel



**ALSO IN THIS FAMILY**

