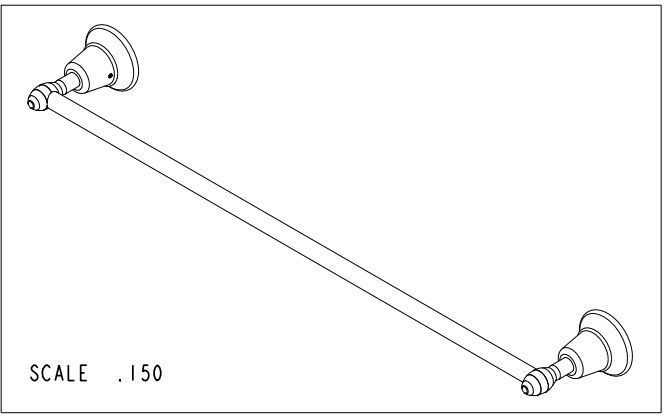


**BILL OF MATERIAL (CURRENT LEVEL)**

ITEM	PT/ASSY	DESCRIPTION	TYPE	QTY.
1	40296	TOWEL BAR POST	PART	2
2	12243	HANDLE ESCUTCHEON	PART	2
3	10124	24 IN. TOWEL BAR	PART	1
4	40333	ACCESSORY MTG BASE	PART	2
5	1-125	HARDWARE KIT	ASSEMBLY	2
6	92001	SCRW, 8-32 X 3/16 SKT HD FLT PT SS	PART	2
7	91231	O-RING, #2-136, EPDM, 65-75 DURO	PART	2



COPYRIGHT 2005 BRASSTECH, INC. THESE DRAWINGS AND THE DESIGNS DEPICTED HEREIN ARE THE PROPRIETARY PROPERTY OF BRASSTECH. ANY USE OR REPRODUCTION IS SUBJECT TO THE EXPRESS APPROVAL OF BRASSTECH. UNAUTHORIZED USE IS STRICTLY PROHIBITED. ALL RIGHTS RESERVED.

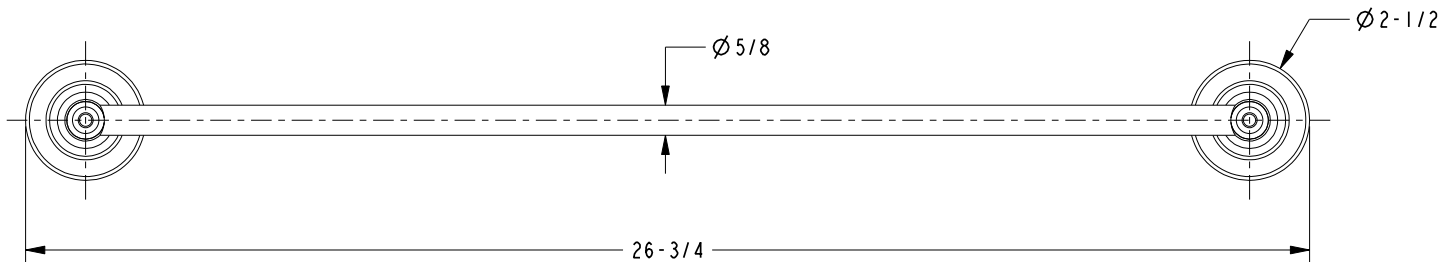

**BRASSTECH**  
INCORPORATED

2001 E. CARNEGIE AVE.  
SANTA ANA, CA 92705  
(949) 417-5207

**SINGLE TOWEL BAR, 24"**

ASSY. NO.	31-02	
SCALE .250	REF. -	SHEET 1 OF 2
REV	REV DESC	DATE
B	EN-2510c	08/09/13
A	EN-1241	09/14/09
-	EO-0315	02/12/04

SPECIFICATION DWG



DIMENSIONS ARE IN INCHES AND AN APPROXIMATION OF A TYPICAL INSTALLATION

COPYRIGHT 2005 BRASSTECH, INC. THESE DRAWINGS AND THE DESIGNS DEPICTED HEREIN ARE THE PROPRIETARY PROPERTY OF BRASSTECH. ANY USE OR REPRODUCTION IS SUBJECT TO THE EXPRESS APPROVAL OF BRASSTECH. UNAUTHORIZED USE IS STRICTLY PROHIBITED. ALL RIGHTS RESERVED.

<b>BRASSTECH</b>		2001 CARNEGIE AVE. SANTA ANA, CA 92705 (949) 417-5207	
INCORPORATED			
DWG NO.	31-02	REV	B
SCALE	.250	REF.	-
		SHEET	2 OF 2