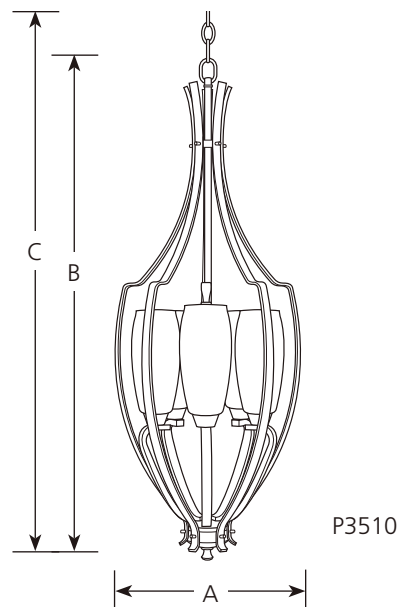
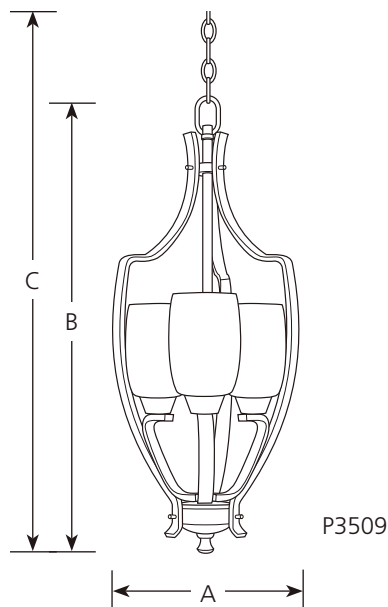


Type	-09	-20
P3509	<input type="checkbox"/>	<input type="checkbox"/>
P3510	<input type="checkbox"/>	<input type="checkbox"/>

Catalog No.	Finish		Lamping	Dimensions (Inches)		
	Brushed Nickel	Antique Bronze		A	B	C
P3509	-09	-20	3 (c) 60w	12	26	101
P3510	-09	-20	5 (c) 60w	16	43	118



**Specifications:**

General

- Etched glass tulip shaped shades enclosed in an open strap style cage
- Glass-  
P3509- 4" dia., 5-1/4" ht., 1-5/8" center hole  
P3510- 4" dia., 8-1/8" ht., 1-5/8" center hole
- Brushed Nickel (-09) is plated
- Antique Bronze (-20) is hand painted
- Steel construction
- Six feet of 9 gauge chain supplied
- Companion chandelier, hall and foyer, wall bracket, close to ceiling, pendant, and bath and vanity units

Mounting

- Ceiling chain mounted
- Canopy covers a standard 4" hexagonal outlet box
- Mounting strap for outlet box included

Electrical

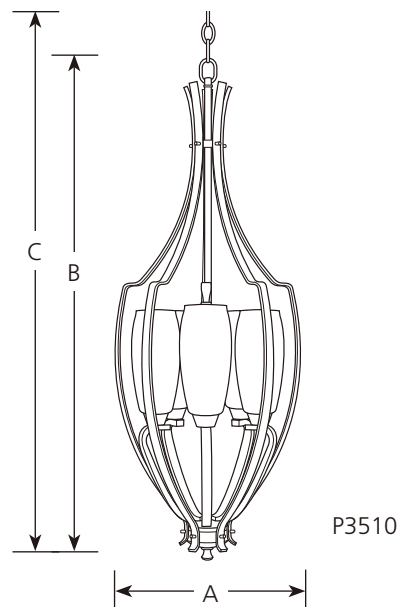
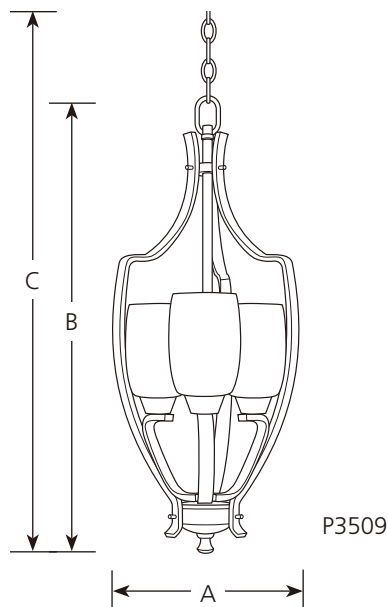
- Phenolic candelabra based sockets
- 15 feet of wire
- Pre-wired

Labeling

- UL-CUL listed

Type \_\_\_\_\_  
 -09EBWB -20EBWB  
 P3509

Catalog No.	Finish		Lamping	Dimensions (Inches)		
	Brushed Nickel	Antique Bronze		A	B	C
P3509	-09EBWB	-20EBWB	3 13w CFL (Included)	12	26	101



**Specifications:**

General

- Etched glass tulip shaped shades enclosed in an open strap style cage  
Glass- 4" dia., 5-1/4" ht., 1-5/8" center hole
- Three 13 watt Compact Fluorescent lamps included
- Brushed Nickel (-09) is plated
- Antique Bronze (-20) is hand painted
- Steel construction
- Six feet of 9 gauge chain supplied
- Companion chandelier, hall and foyer, wall bracket, close to ceiling, pendant, and bath and vanity units

Mounting

- Ceiling chain mounted
- Canopy covers a standard 4" hexagonal outlet box
- Mounting strap for outlet box included

Electrical

- GU24 based sockets
- 15 feet of wire
- Pre-wired

Labeling

-  US listed