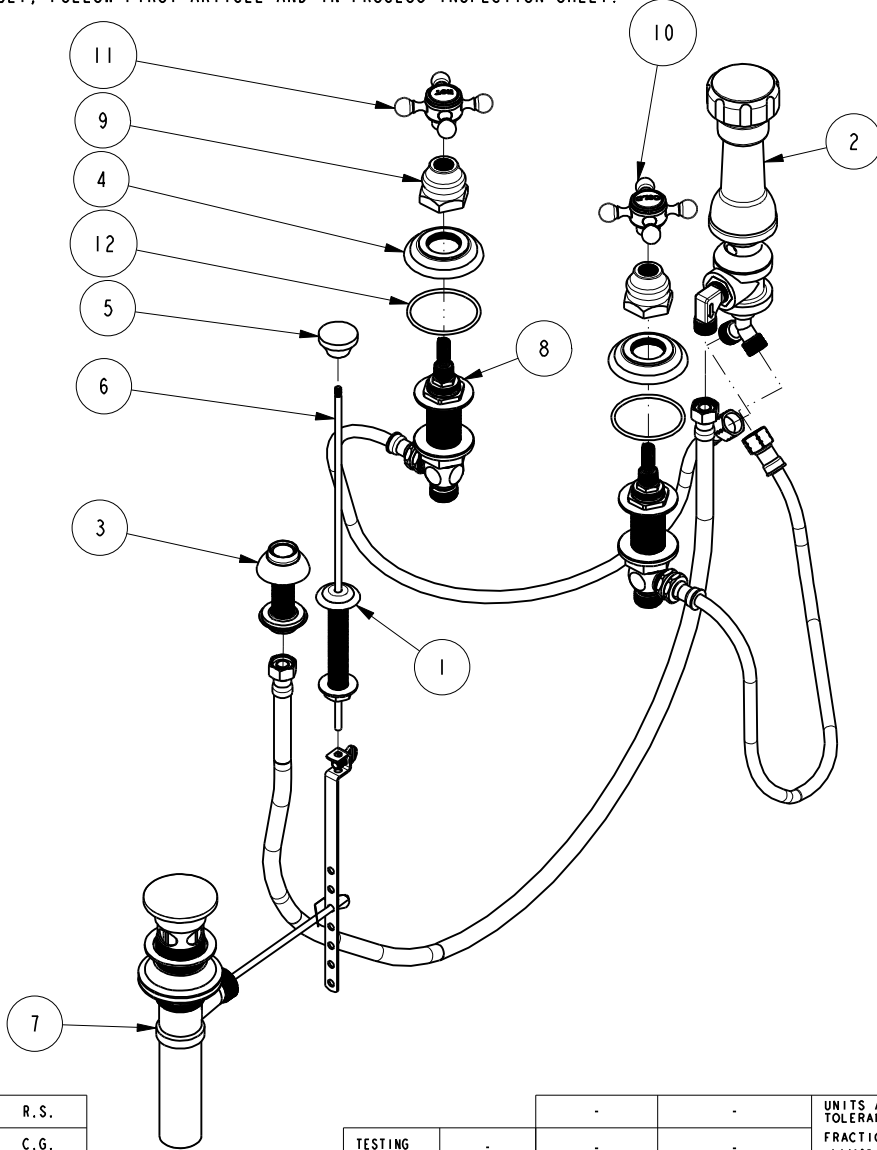


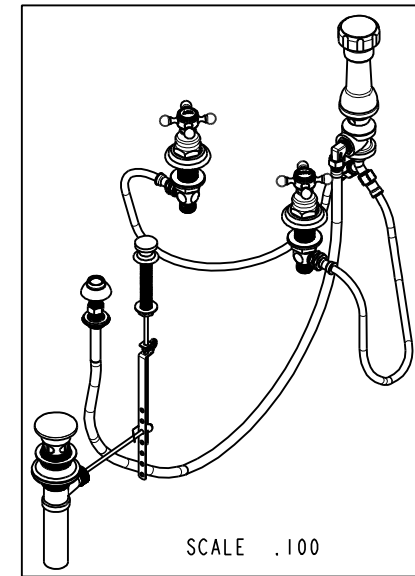
NOTES:

1. TO INSPECT ASSEMBLY, FOLLOW FIRST ARTICLE AND IN PROCESS INSPECTION SHEET.



BILL OF MATERIAL (CURRENT LEVEL)

ITEM	PT/ASSY	DESCRIPTION	TYPE	QTY.
1	2-159	POP-UP ROD GUIDE ASSEMBLY	ASSEMBLY	1
2	2-235	BIDET DIVERTER / V. BRE	ASSEMBLY	1
3	2-236	DOUCHE SPRAY ASSEMBLY	ASSEMBLY	1
4	10048	ESCUTCHEON W/S VALVE	PART	2
5	10961	SMOOTH POP - UP KNOB	PART	1
6	10288	3/16" POP UP ROD	PART	1
7	325	POP UP ASSEMBLY	ASSEMBLY	1
8	1-542	VALVE KIT - BIDET	ASSEMBLY	1
9	10523	HEX ESCUTCHEON BONNET	PART	2
10	2-142	HANDLE ONLY, COLD	ASSEMBLY	1
11	2-141	HANDLE ONLY, HOT	ASSEMBLY	1
12	91753	O-RING, # 2-136, EP, 50 DURO - GREY	PART	2



-	E	EN-4300c	01/08/21	R.S.
-	D	EN-3722	02/08/19	C.G.
-	C	EN-2334	12/20/12	-
-	B	EO-0818	03/30/07	-
-	A	NEW DVTR	6/00	-
-	-	RELEASED	PRE '95	-
ZONE	REV	DESCRIPTION	DATE	APPROVED

COPYRIGHT 2005 BRASSTECH, INC. THESE DRAWINGS AND THE DESIGNS DEPICTED HEREIN ARE THE PROPRIETARY PROPERTY OF BRASSTECH. ANY USE OR REPRODUCTION IS SUBJECT TO THE EXPRESS APPROVAL OF BRASSTECH. UNAUTHORIZED USE IS STRICTLY PROHIBITED. ALL RIGHTS RESERVED.

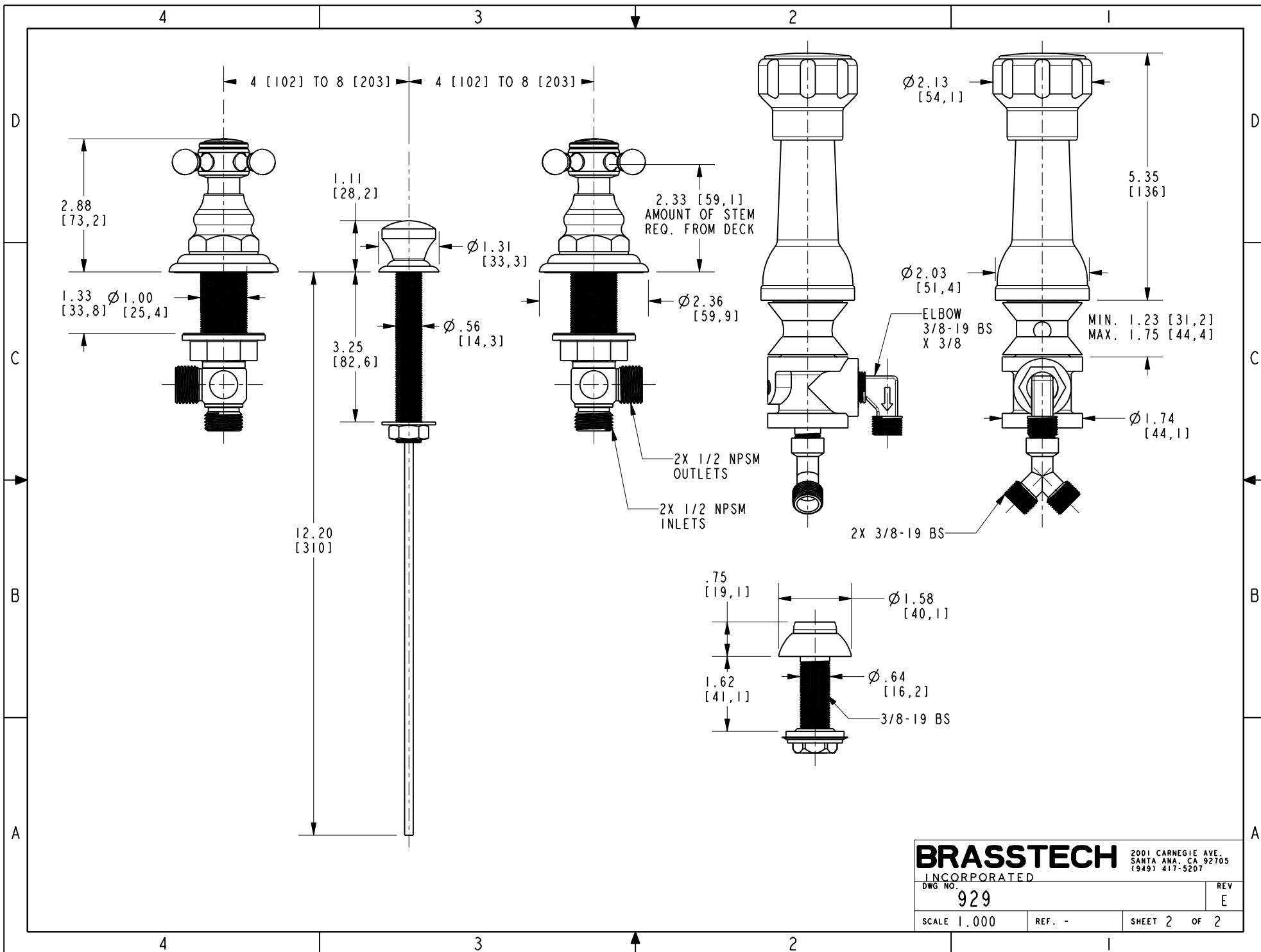
TESTING	-	-	-
ASSEMBLY	-	-	-
PLATING	-	-	-
POLISHING	-	NEXT ASSY	USED ON
MACHINING	-	APPLICATION	
TOOLING FIXTURE #	REMOVE ALL BURRS AND SHARP EDGES		

UNITS ARE: INCHES [MM]		
TOLERANCES ARE:		
FRACTIONS DECIMALS	ANGLES	
±1/16"	±°	
.X ±.1 [2,5]		
.XX ±.06 [1,5]		
(X.XXX) DENOTES CRITICAL DIMS.		
ALL THREADS ARE CRITICAL		
DRAWN	JINSON	01/08/21
CHECKED	R.S.	01/08/21
APPROVED	R.S.	01/08/21

BRASSTECH 2001 CARNEGIE AVE.
INCORPORATED SANTA ANA, CA 92705
(949) 417-5207

BIDET W/ VACUUM BREAKER

DWG NO.	929	REV	E
SCALE	.175	REF.	-
SHEET	1	OF	2



BRASSTECH		2001 CARNEGIE AVE. SANTA ANA, CA 92705 (949) 417-5207	
INCORPORATED			
DWG NO.	929	REV	E
SCALE	1.000	REF.	-
		SHEET	2 OF 2