



Buy it for looks. Buy it for life.®

Specifications



Model Number	Faucet Holes	Depth-Inches	Drain Placement	Includes	Model Specified
KG2045622	2	5.5	Center-2"	Drain & Drain Basket	
TG2045622	2	5.5	Center-2"	Faucet, Drain & Drain Basket	

SINK DESCRIPTION

- 2000 Series single bowl drop-in sink
- 20 gauge stainless steel, Brushed finish
- Center drain, 1 to 4 faucet holes as indicated
- U-channel mounting system, hardware included
- SoundSHIELD sound absorbing system
- Sealite integrated drain assembly included
- Faucet sku #4904 included where indicated

CUT OUT DIMENSIONS

- 14 3/8" x 14 3/8" with 3/8" corner radius. Tolerance of plus or minus 1/16" is acceptable

STANDARDS

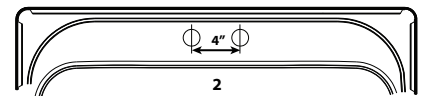
- Third party certified by IAPMO to meet ASME A112.19.3/CSA B45.4 and all applicable specifications referenced

WARRANTY

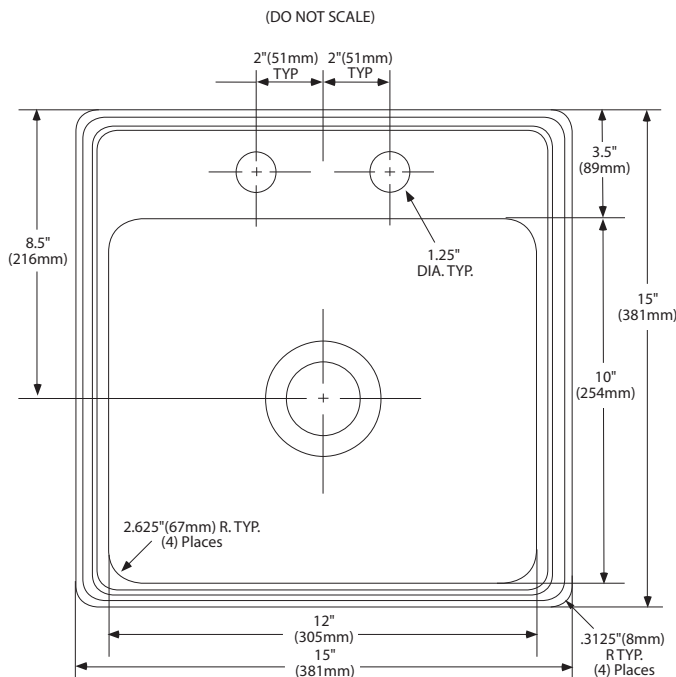
- Limited lifetime warranty against material or manufacturing defects to the original consumer purchaser

Faucet Hole Configurations

1-1/2" (38mm) diameter faucet holes
4" (102mm) Center

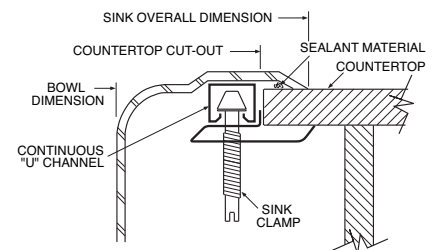


CRITICAL DIMENSIONS



MADE IN THE USA

Installation Detail



FOR MORE INFORMATION CALL: 1-800-BUY-MOEN

www.moen.com