

SHELF-BACK LAVATORY FAUCET

K-8046
ALSO K-8052

ADA

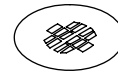

Features

- Brass construction
- For 5-1/2" (14 cm) centers
- Brass valve bodies
- Valvet® valves
- 1-1/4" (3.2 cm) spout
- Grid drain with tailpiece
- Variety of handle style options
- K-8046 models comply with NSF 61

Codes/Standards Applicable

Specified model meets or exceeds the following:






- ASME A112.18.1
- Energy Policy Act of 1992 (EPACT)
- IAPMO/UPC



Colors/Finishes

- CP: Polished Chrome

Specified Model

Model	Description					
K-8046-2A	Lavatory Faucet, with grid drain, standard handles	<input type="checkbox"/> CP				
K-8046-3A	Lavatory Faucet, with grid drain, cross handles*		<input type="checkbox"/> CP			
K-8046-4A	Lavatory Faucet, with grid drain, lever handles*			<input type="checkbox"/> CP		
K-8046-5A	Lavatory Faucet, with grid drain, wristblade handles*				<input type="checkbox"/> CP	
K-8052	Lavatory Faucet, with grid drain, self-closing handles					<input type="checkbox"/> CP

* Handles are ADA compliant

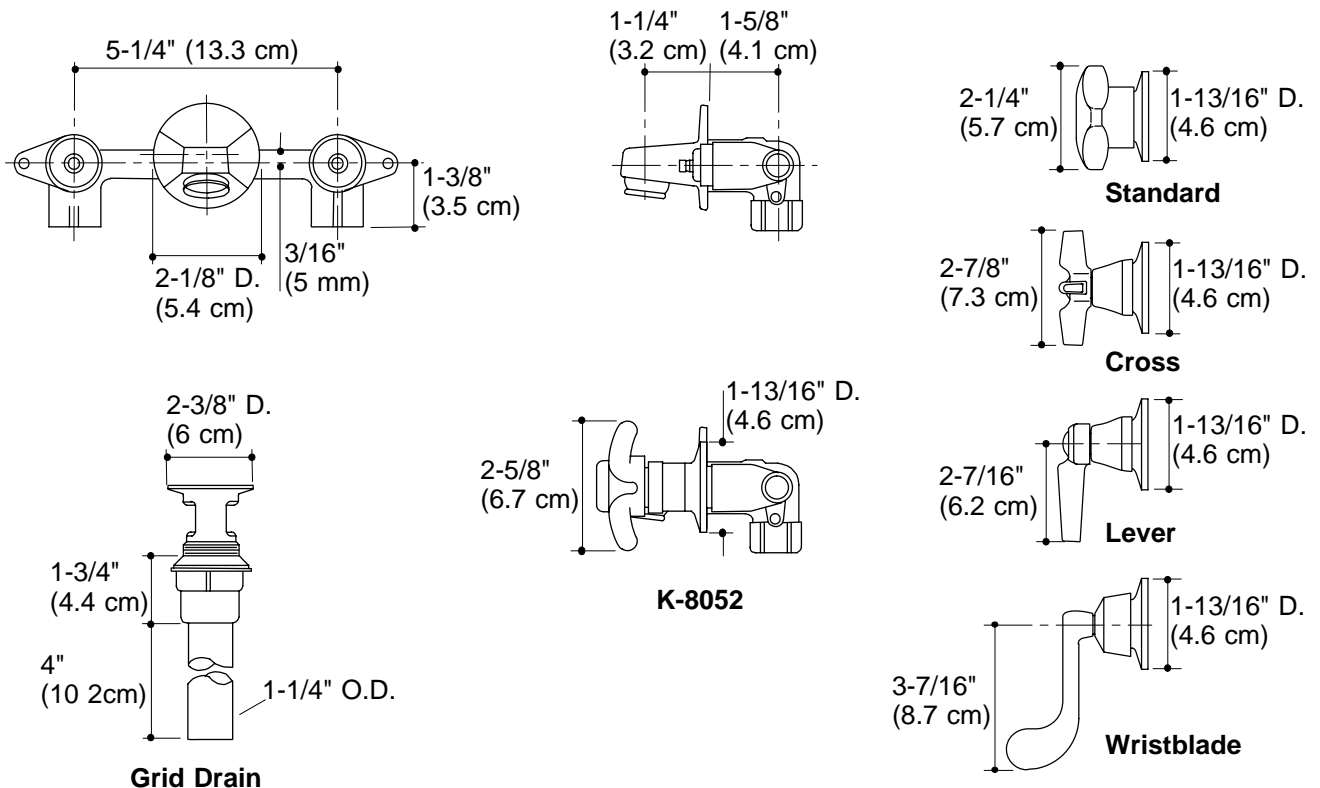
Product Specification

Shelf-back lavatory faucet shall be of brass construction. Faucet shall feature brass valve bodies. Product shall include 5-1/2" (14 cm) centers, 1-1/4" (3.2 cm) spout, grid drain with tailpiece, and handles. Faucet shall be Kohler Model K-____-____-CP

TRITON™

Installation Notes

Install this product according to the installation guide.



Product Diagram