

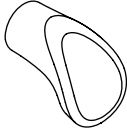



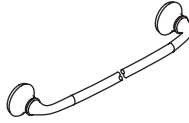
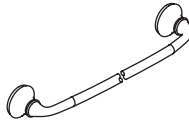
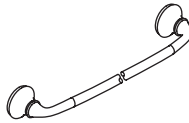
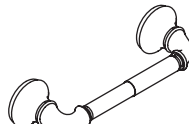
Features

- Metal construction
- Classic styling
- Complements Forté® faucet line

Colors/Finishes

- CP: Polished Chrome
- Other: Refer to Price Book for additional colors/finishes

Specified Model

Model/Description		Model/Description	
K-11284 Knob cabinet hardware <input type="checkbox"/> CP <input type="checkbox"/> Other _____		K-11375 Forte Robe Hook <input type="checkbox"/> CP <input type="checkbox"/> Other _____	
K-11285 Pull cabinet hardware <input type="checkbox"/> CP <input type="checkbox"/> Other _____		K-11377 Forte Towel Ring <input type="checkbox"/> CP <input type="checkbox"/> Other _____	
K-11370 Forte 18" (45.7 cm) Towel Bar <input type="checkbox"/> CP <input type="checkbox"/> Other _____			
K-11371 Forte 24" (61 cm) Towel Bar <input type="checkbox"/> CP <input type="checkbox"/> Other _____			
K-11372 Forte 30" (76.2 cm) Towel Bar <input type="checkbox"/> CP <input type="checkbox"/> Other _____			
K-11374 Forte Toilet Tissue Holder, Horizontal <input type="checkbox"/> CP <input type="checkbox"/> Other _____			

Product Specification

The accessories shall be made of metal construction. Accessories shall have classic styling. Accessories shall complement Forté® faucet line. Accessories shall be Kohler Model K-____-____.

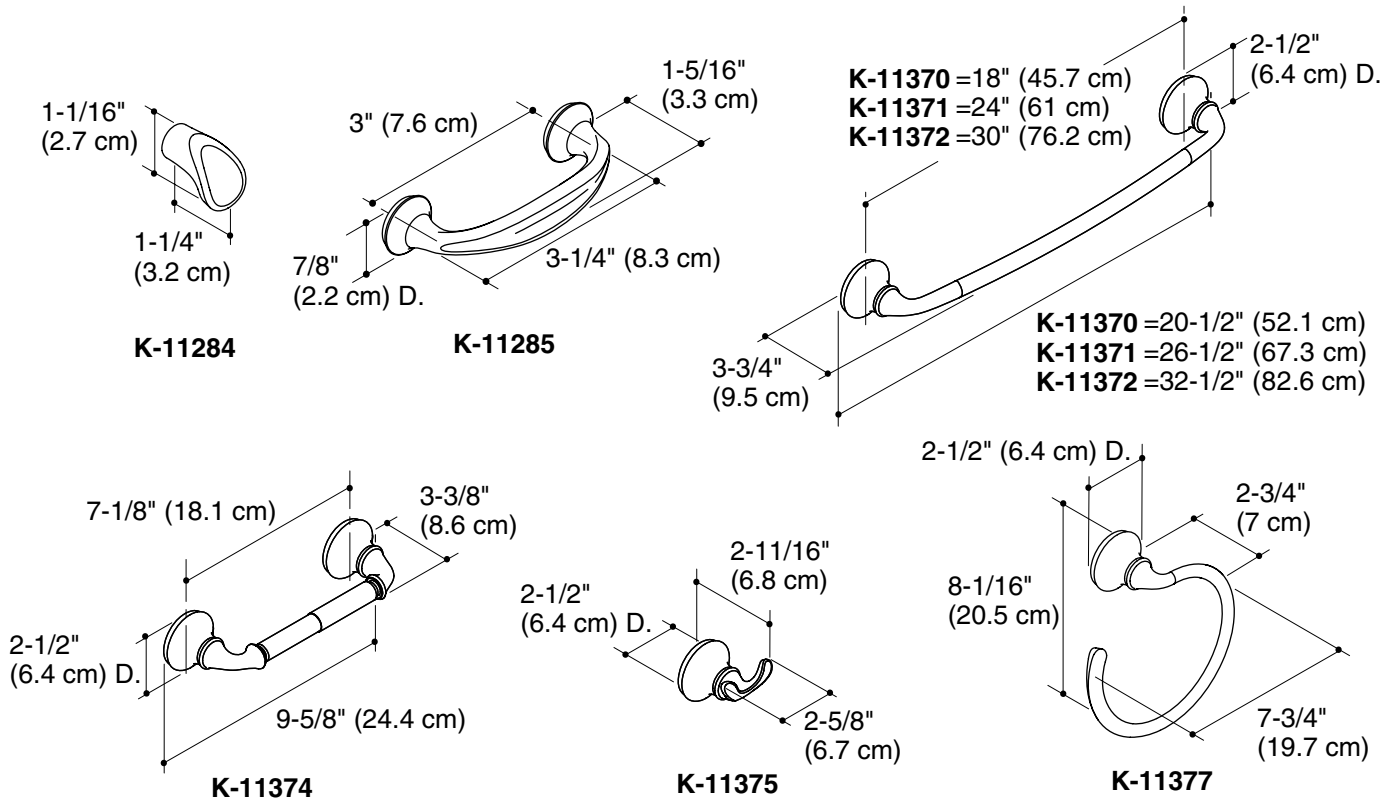
FORTÉ SCULPTED

Installation Notes



CAUTION: Risk of personal injury. Do not install these products in any area where they are likely to be used inadvertently as a grab bar or support bar. These products are not designed or intended for use as a grab bar or support bar.

Install this product according to the installation guide.



Product Diagram