

# STRUCTURES™

BRUSHED NICKEL FINISH WITH  
SATIN-ETCHED GLASS





**A** | 3244 NI  
Inverted Pendant



**B** | 3245 NI  
Inverted Pendant



**C** | 2955 NI  
Linear Chandelier




Shown as Mini Pendant - 8.5" H    Shown as Semi Flush - 9.5" H

**D** | 2655 NI

## CONVERTIBLE

Create two distinct lighting options with one fixture:  
Pendant or Semi Flush.

**E** | 2652 NI



Shown as Pendant - 8.5" H    Shown as Semi Flush - 9" H



**F** | 2055 NI  
Chandelier

## STRUCTURES™

ITEM #	FINISH	INCAND. BULB	W	H	OVRL. H	L	STEM TILT	EXTRA WIRE	CHAIN/STEM	NOTES	
<b>A</b>	3244	NI	(3) 100W (M)	24	25	63	---	45°	90	36	☑ (18-25W CFL) Add. stem 2999 (12") NI and/or stem 2997 (24") NI.
<b>B</b>	3245	NI	(6) 75W (M)	30	28.5	67	---	45°	86	36	☑ (18-25W CFL) Add. stem 2999 (12") NI and/or stem 2997 (24") NI.
<b>C</b>	2955	NI	(3) 100W (MNCN) Ⓢ	9	21.5	60	37	45°	97	36	Add. stem 2999 (12") NI and/or 2997 (24") NI; Halogen light source.
<b>D</b>	2655	NI	(1) 100W (MNCN) Ⓢ	9	8.5	47	---	45°	65	36	Add. stem 2999 (12") NI and/or 2997 (24") NI; Halogen light source.
<b>E</b>	2652	NI	(1) 100W (MNCN) Ⓢ	10.75	8.5	47	---	45°	107	36	Add. stem 2999 (12") NI and/or 2997 (24") NI; Halogen light source.
<b>F</b>	2055	NI	(5) 100W (MNCN) Ⓢ	30.5	22.5	61	---	45°	96	36	Add. stem 2999 (12") NI and/or 2997 (24") NI; Halogen light source.

Measurements shown in inches. C: U.S. Design Patent No.: D511,858,D512,177; D: U.S. Design Patent No.: D512,177; F: U.S. Design Patent No.: D511,858,D564,123,D512,177.

# STRUCTURES™

BRUSHED NICKEL FINISH WITH  
SATIN-ETCHED GLASS



**A** | 6963 NI  
Wall Sconce



**C** | 2667 NI  
Pendant



**D** | 7755 NI  
Directional Rail Light

## COORDINATING CEILING FAN

See the full line of Kichler®  
Ceiling Fans in catalog K414  
or visit [kichler.com](http://kichler.com)



**B** | 300009 NI



**E** | 2043 NI  
Linear Chandelier

## STRUCTURES™

ITEM #	FINISH	INCAND. BULB	W	H	OVRLL. H	L	STEM TILT	EXTRA WIRE	CHAIN/STEM	EXT.	HCWO	NOTES
A	6963	NI (1) 100W (MNCN)	9	7.5	---	---	---	---	---	10.5	2.5	Halogen light source.
B	300009	NI ---	---	---	---	---	---	---	---	---	---	See the full line of Kichler® Ceiling Fans in catalog K414 or visit <a href="http://kichler.com">kichler.com</a> .
C	2667	NI (1) 100W (MNCN)	18	15	53	---	45°(12:12)	62	36	---	---	Add. stem 2999 (12") NI and/or 2997 (24") NI. Halogen light source.
D	7755	NI (4) 50W (G9)	5	11	---	30	---	---	---	8	2.5	May be ceiling or wall mounted, Halogen light source.
E	2043	NI (4) 100W (MNCN)	9	21.5	60	47.5	45°(12:12)	96	36	---	---	Add. stem 2999 (12") NI and/or 2997 (24") NI. Halogen light source.

Measurements shown in inches. U.S. Patent No. D512,177: A, D578244: C, U.S. & Canadian Patent Pending: B.

# STRUCTURES™

OLDE BRONZE® FINISH WITH  
LIGHT UMBER GLASS



**A** | 2667 OZ  
Pendant



**B** | 6963 OZ  
Wall Sconce



**C** | 7755 OZ  
Directional Rail Light



**D** | 2043 OZ  
Linear Chandelier

## MATCHING MIRROR

41056 NI, OZ  
See page 465 or kichler.com.



## MATCHING BATH

See matching bath fixtures  
on page 489.



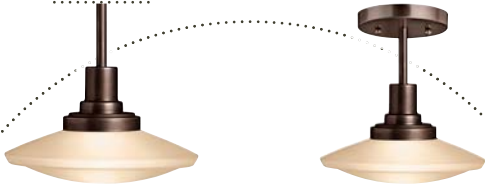
## STRUCTURES™

ITEM #	FINISH	INCAND. BULB	W	H	OVRL. H	L	STEM TILT	EXTRA WIRE	CHAIN/STEM	EXT.	HCWO	NOTES	
A	2667	OZ	(1) 100W (MNCN) Ⓢ	18	15	53	---	45°(12:12)	62	36	---	---	Add. stem 2999 (12") OZ. Halogen light source.
B	6963	OZ	(1) 100W (MNCN) Ⓢ	9	7.5	---	---	---	---	---	10.5	2.5	Ⓢ Halogen light source.
C	7755	OZ	(4) 50W (G9) Ⓢ✓	5	11	---	30	---	---	---	8	2.5	Ⓢ May be ceiling or wall mounted, Halogen light source.
D	2043	OZ	(4) 100W (MNCN) Ⓢ	9	21.5	60	47.5	45°(12:12)	96	36	---	---	Add. stem 2999 (12") OZ. Halogen light source.

Measurements shown in inches. U.S. Patent No. D578,244: A; D512,177: B.

# STRUCTURES™

OLDE BRONZE® FINISH WITH  
LIGHT UMBER GLASS



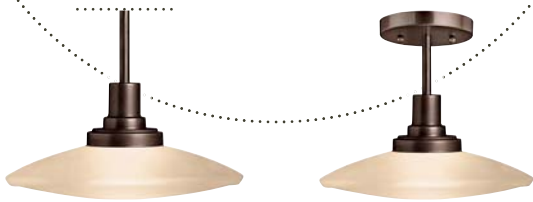
Shown as Mini Pendant - 8.5" H    Shown as Semi Flush - 9.5" H

**A** | 2655 OZ

## CONVERTIBLE

Create two distinct lighting options with one fixture:  
Pendant or Semi Flush.

**B** | 2652 OZ



Shown as Pendant - 8.5" H    Shown as Semi Flush - 9" H

## COORDINATING CEILING FAN

See the full line of Kichler®  
Ceiling Fans in catalog K414  
or visit [kichler.com](http://kichler.com)



**C** | 300009 OZ



**D** | 2955 OZ  
Linear Chandelier



**E** | 2055 OZ  
Chandelier

# STRUCTURES™

**C** | 300009 OZ

ITEM #	FINISH	INCAND. BULB	W	H	OVRL. H	L	STEM TILT	EXTRA WIRE	CHAIN/STEM	NOTES
A	2655	OZ (1) 100W (MNCN)	9	8.5	47	---	45°	65	36	Add. stem 2999 (12") OZ. Halogen light source.
B	2652	OZ (1) 100W (MNCN)	10.75	8.5	47	---	45°	107	36	Add. stem 2999 (12") OZ. Halogen light source.
C	300009	OZ ---	---	---	---	---	---	---	---	See the full line of Kichler® Ceiling Fans in catalog K414 or visit <a href="http://kichler.com">kichler.com</a> .
D	2955	OZ (3) 100W (MNCN)	9	21.5	60	37	45°	97	36	Add. stem 2999 (12") OZ. Halogen light source.
E	2055	OZ (5) 100W (MNCN)	30.5	22.5	61	---	45°	96	36	Add. stem 2999 (12") OZ. Halogen light source.

Measurements shown in inches. A, B, D: U.S. Design Patent No. D512,177.