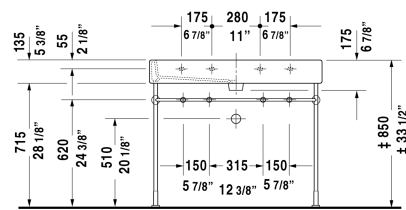
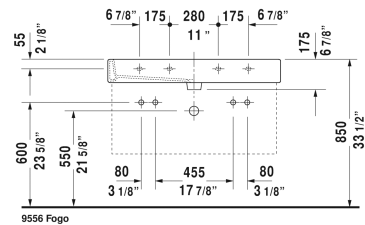
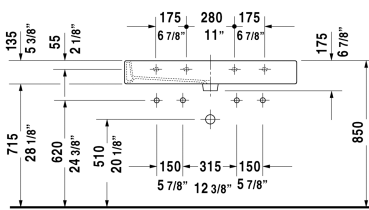
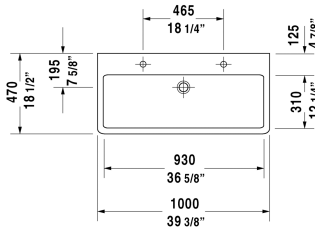
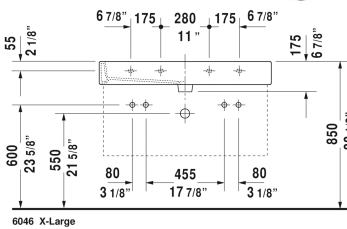


Vero Furniture washbasin # 045410..24

< 39 3/8" Inch >



Furniture washbasin	Dimension	Weight	Order number
with faucet deck, underside fully glazed, wall-mounted, hardware included, cUPC® listed*, 39 3/8" Inch			
<b>Colors</b>			
00 White 08 Black			
<b>Variant</b>			
● __ ● with overflow	39 3/8" x 18 1/2" Inch	62.2 lb	045410..24
<b>Infobox</b>			
* Complies with following standards: ASME A112.19.2/CSA B45.1, When installing ceramics larger than 39 3/8", 2 sets of basin hardware # 6951000000 are required, Recommended in connection with two single lever basin mixers, When mounting 2 one-hole faucets, required space in between is # 045412, 235012 = 22 1/4" and # 045410, 235010 = 18 1/4"			
Sanitary ceramics with the special WonderGliss surface finish will remain clean and attractive-looking for a long time to come. When ordering WonderGliss please add a "1" as eleventh digit to the model number.			
<b>Accessory for ceramics</b>			
Push button drain assembly for washbasins with overflow	2" Inch	0.8 lb	005052
Towel rail square tube 1/2", Chrome, for washbasin # 045410, 235010	37 5/8" Inch	1.5 lb	003039
Design Siphon		3.3 lb	005036
<b>Suitable products</b>			

**Vero Furniture washbasin # 045410..24**

|&lt; 39 3/8" Inch &gt;|

Metal console height adjustable +2", for washbasin # 045410, 235010,		003067
Vanity unit wall-mounted 1 drawer including compartment, compartment consists of glass dividers and box drawers (small/large), (not ground), for Vero # 045410, 37 3/8" x 17 1/2" / 14 1/4" Inch	37 3/8" x 17 1/2" / 14 1/4" Inch	F09556
Vanity unit wall-mounted 1 pull-out compartment, for Vero # 045410, 37 3/8" x 17 3/8" Inch	37 3/8" x 17 3/8" Inch	KT6688
Vanity unit wall-mounted 2 drawers, upper drawer including cut-out for siphon and siphon cover, for Vero # 045410, 37 3/8" x 17 3/8" Inch	37 3/8" x 17 3/8" Inch	KT6638
Vanity unit wall-mounted 1 pull-out compartment, compartment consists of glass dividers and 2 boxes (small/large), for Vero # 045410, 37 3/8" x 17 1/2" Inch	37 3/8" x 17 1/2" Inch	XL6046
Vanity unit wall-mounted 2 drawers, upper drawer including cut-out for siphon and siphon cover, for Vero # 045410, 37 3/8" x 17 1/2" Inch	37 3/8" x 17 1/2" Inch	XL6346
Vanity unit wall-mounted 1 pull-out compartment, pull-out compartment including cut-out for siphon and siphon cover, for Vero # 045410, 37 3/8" x 16 7/8" Inch	37 3/8" x 16 7/8" Inch	VE6107
Vanity unit wall-mounted 2 drawers, upper drawer including cut-out for siphon and siphon cover, for Vero # 045410, 37 3/8" x 16 7/8" Inch	37 3/8" x 16 7/8" Inch	VE6207

*All drawings contain the necessary measurements which are subject to standard tolerances. They are stated in inch & mm and are non-binding. Exact measurements, in particular for customized installation scenarios, can only be taken from the finished ceramic piece.*