

## Fresh Living Tip

Got a small area of your home you don't quite know what to do with? Add this compact 15" wine model for a functional upgrade.

## FINISH OPTIONS



# 15" Marvel Single Zone Wine Refrigerator with Wine Cradle

MLWC115

### Storage Adaptability

- 2.7 cu. ft. capacity stores 23 bottles of wine
- (5) 4-bottle glide-out wine trays and (1) 3-bottle wine cradle
- Accommodates a variety of bottle sizes including champagne and magnum bottles
- $\frac{3}{4}$  extension smooth-glide ball-bearing tray shelving provides easy access to your collection

### Performance

- Dynamic cooling technology delivers precise temperature stability and frost-free operation for an optimal wine preservation environment
- Proprietary shelving design allows temperature-controlled air to circulate throughout cabinet for consistency from top to bottom
- Vibration Neutralization System protects wine from agitation, allowing it to come to full maturation
- Thermal-efficient cabinet ensures optimum wine preservation and energy efficiency while maximizing capacity
- Argon-filled, UV-resistant tinted dual pane glass door protects contents from damaging ultraviolet light and helps conserve energy
- Sound-buffering design

### Convenient Controls

- Multifunction controls allow you to select a precise cabinet temperature from 34° F to 60° F
- Features easy-to-use settings and options

### Fit & Finish

- Elegant midnight black interior and arctic white LED interior lighting
- Solid natural maple shelf fronts, stainable to match cabinetry
- Reversible door allows for right or left swing for adaptable installation
- Black toe kick adjustable to 4" with leveling legs

### Warranty

- 1-year parts and labor warranty and 5-year sealed system parts warranty



*This slim 15-in Marvel Wine Refrigerator stores 23 bottles, and it's engineered to defend against the common enemies of wine, like damaging light, heat and vibration.*

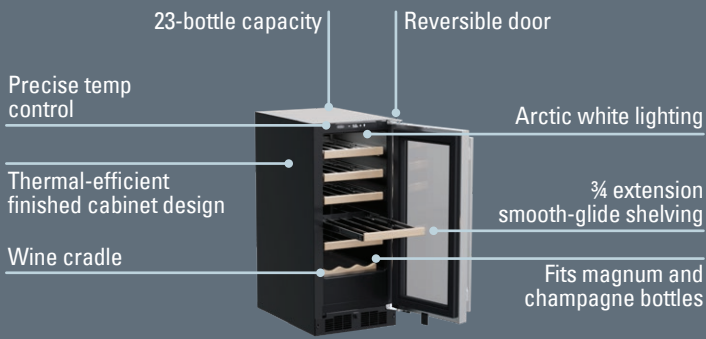
#### DOOR STYLE

Stainless Steel Frame Glass

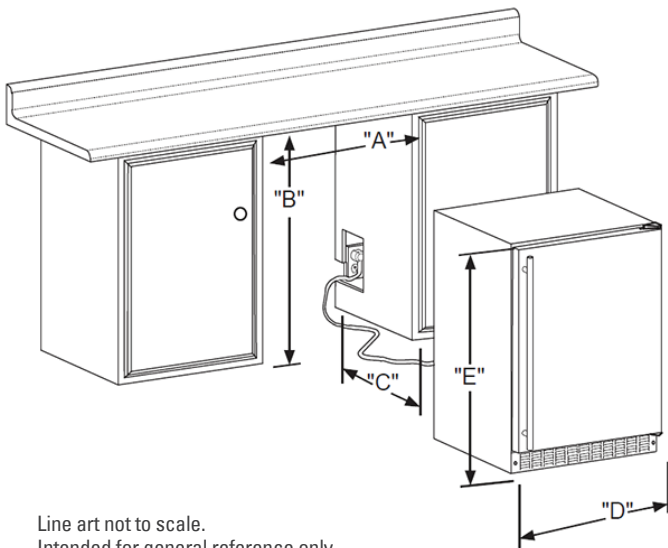
#### MODEL NUMBER

MLWC115-SG01A

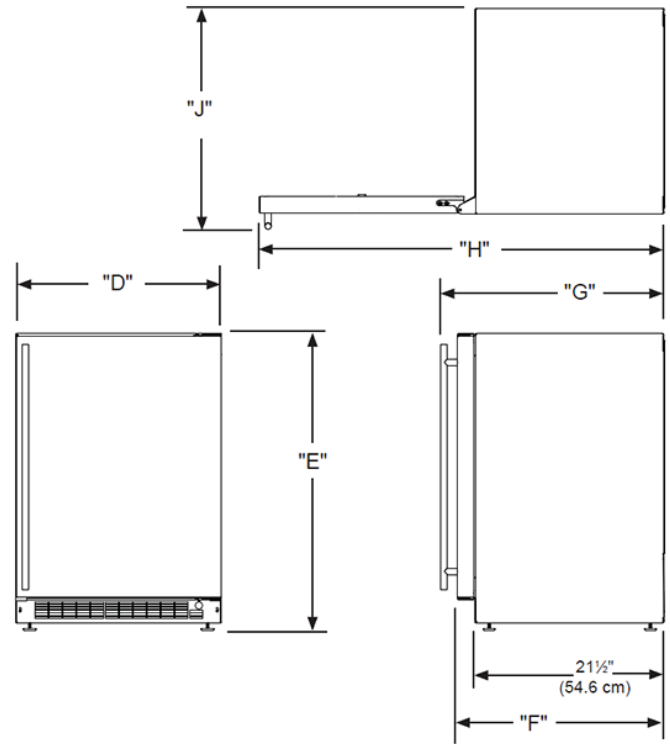




H: 33 3/4" W: 14 7/8" D: 26 7/32" (with handle)



Line art not to scale.  
Intended for general reference only.



**Rough In Dimensions**

"A"	"B"	"C"
15"	34-1/4" TO 35-1/4"	24"
(38.1 CM)	(87 CM TO 89.5 CM)	(61 CM)

**Cabinet Dimensions**

"D"	"E"	"F"	"G"	"H"	"J"
14-7/8"	33-5/8" TO 34-5/8"	23-5/8"*	25-3/8"*	38-3/4"*	17-1/2"*
(37.8 CM)	(85.4 CM TO 87.9 CM)	(60 CM)	(64.4 CM)	(98.4 CM)	(44.4 CM)

<b>Capacity</b>	2.7 CU. FT.
<b>Control Type</b>	Electronic
<b>Sabbath Mode</b>	Yes
<b>Temperature Range</b>	34°F to 60°F
<b>Handle Style</b>	Slim
<b>Hinge Type</b>	Reversible
<b>Interior Lighting</b>	White LED
<b>Shelving System</b>	3/4 Extension Smooth-Glide Wire Shelving
<b>Toe Grille Finish</b>	Black

<b>Lock</b>	No
<b>Electrical Requirements</b>	115V / 60 Hz / 15A
<b>Cord Length</b>	6 FT.
<b>Shipping Dimensions</b>	19" W x 31" D x 37" H
<b>Shipping Weight</b>	125 LBS
<b>Agency Approval</b>	UL
<b>Refrigerant Type</b>	R600a

For comprehensive installation instructions, please visit [marvelrefrigeration.com](http://marvelrefrigeration.com) to access the owner's guide.

