

Date: _____ For: File Resubmit
 PO No.: _____ Approval Other _____
 Architect: _____ GC: _____
 Engr: _____ Mech: _____
 Rep: _____
 (Company) (Project Manager)



LMU240HHV
Multi F with LGRED Heat Pump Outdoor Unit

Performance:

Cooling (Min-Rated-Max, Btu/h)	8,400 ~ 24,000 ~ 30,000
Heating (Min-Rated-Max, Btu/h)	10,248 ~ 26,000 ~ 31,200
Cooling Power Input (Min-Rated-Max, kW)	0.94 ~ 1.78 ~ 2.49
Heating Power Input (Min-Rated-Max, kW)	1.26 ~ 2.12 ~ 2.96

Cooling Nominal Test Conditions: Indoor: 80°F DB/67°F WB Outdoor: 95°F DB/75°F WB
 Heating Nominal Test Conditions: Indoor: 70°F DB/60°F WB Outdoor: 47°F DB/43°F WB

Electrical:

Power Supply (V ¹ /Hz/Ø)	208-230/60/1
MOP (A)	30
MCA (A)	19
Recommended Fuse Size (A)	25
Cooling Rated Amps (A)	15.73
Heating Rated Amps (A)	15.73
Compressor (A)	13
Fan Motor (A)	0.73

MOP - Maximum Overcurrent Protection MCA - Minimum Circuit Ampacity

Piping:

Refrigerant Charge (lbs.)	7.05
Liquid Line (in, OD)	Ø1/4 x 3
Vapor Line (in, OD)	Ø3/8 x 3
Max Total Piping ² (ft)	246.1
Max ODU to IDU Piping (ft)	82
Piping Length (no add'l refrigerant, ft)	73.8
Max Elevation between ODU and IDU (ft)	49.2
Max Elevation between IDU and IDU (ft)	24.6

ODU - Outdoor Unit IDU - Indoor Unit

Controls Features:

- Auto operation
- Auto restart operation
- Defrost/Deicing
- Inverter (variable speed compressor)
- Low ambient operation to 14F (cooling mode)
- Restart delay (3-minutes)
- Self diagnosis
- Soft start
- Factory installed Drain Pan Heater

Optional Accessories:

- PI-485 Integration Board - PMNFP14A1
- AC Smart IV - PACS4B000
- ACP IV - PACP4B000
- Power Distribution Indicator - PQNUD1S41
- MultiSITE™ CRC1 - PREMTBVC0
- MultiSITE CRC1+ - PREMTBVC1
- MultiSITE CM - PBACNBTR0A
- LonWorks® Gateway - PLNWKB100
- AC Smart IV BACnet® Gateway - PBACNA000
- ACP IV BACnet Gateway - PQNFB17C2
- Low Ambient Wind Baffle (Cooling operation to -4°F) - ZLABGP04A

For a complete list of available accessories, contact your LG representative. For continual product development, LG reserves the right to change specifications without notice.

Operating Range:

Cooling (°F DB)	14 to 118
Heating (°F WB)	-13 to +75

Unit Data:

Refrigerant Type	R410A
Refrigerant Control	EEV
Sound Pressure ³ (Cool/Heat) ±3 dB(A)	52 / 55
Net Unit Weight (lbs)	152.1
Shipping Weight (lbs)	165.3
Heat Exchanger Coating	GoldFin™
Min Number of Indoor Units	2
Max Number of Indoor Units	3

Compressor:

Quantity	1
Type	Twin Rotary
Oil/Type	FVC68D

Fan:

Type	Propeller
Quantity	1
Fan Motor/Drive	Brushless Digitally Controlled/Direct
Airflow Rate (CFM)	2295

Notes:

1. Acceptable operating voltage: 187V - 253V.
2. Piping lengths are equivalent.
3. Sound Pressure levels are tested in an anechoic chamber under ISO Standard 3745.
4. All power/communication cable to be minimum 18 American wire gage (AWG), 4-conductor, stranded, shielded or unshielded wire and must comply with applicable local and national code. If shielded, the wire must be grounded to the chassis at the outdoor unit only.
5. Power wiring cable size must comply with the applicable local and national code.
6. This data is rated 0 ft above sea level, with 25 ft of refrigerant line and a 0 ft level difference between outdoor and indoor units. All capacities are net with a combination ratio between 95 – 105%.
7. Must follow installation instructions in the applicable LG installation manual.
8. Refer to the Engineering Manual for combination capacity tables.
9. See Engineering Manual for sensible and latent capacities.
10. See Engineering Manual Capacity Tables for ODU capacity at design condition.



BACnet® is a registered trademark of ASHRAE. LonWorks is a trademark of Echelon Corporation.

LMU240HHV

Multi F with LGRED Heat Pump Outdoor Unit



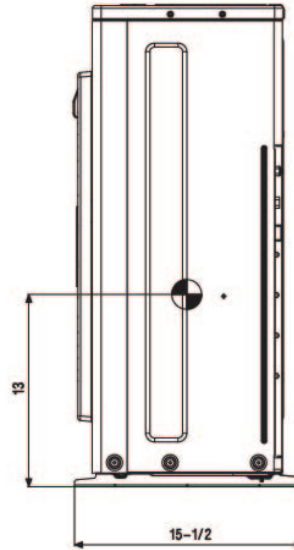
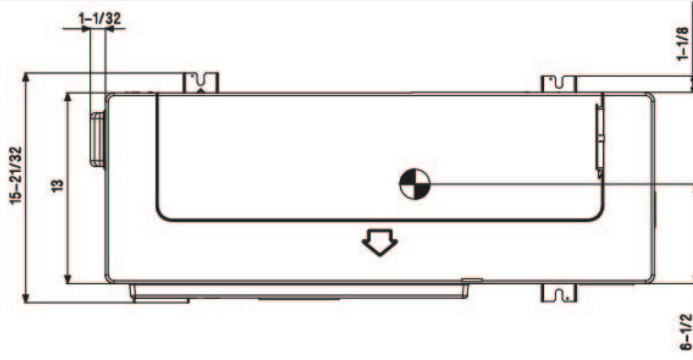
LG

Life's Good

Tag #:

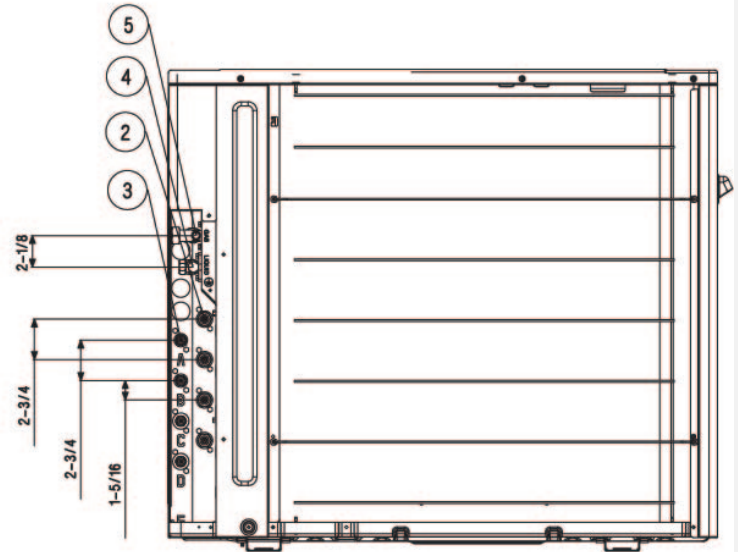
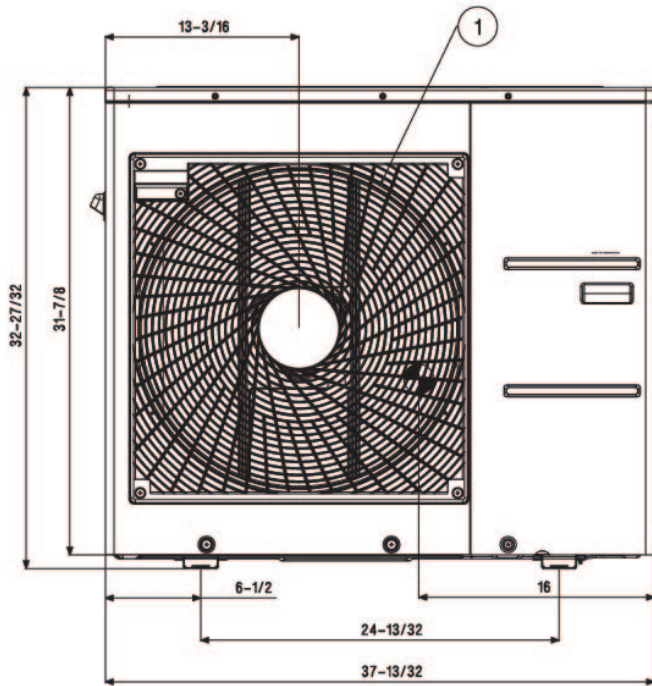
Date:

PO No.:



Unit: Inch

☉ Gravity point



No.	Part Name
1	Air discharge grille
2	Gas pipe connection
3	Liquid pipe connection
4	Main service valve (Liquid)
5	Main service valve (Gas)

Job Name/Location:

Tag #:

Date:

For:	File	Resubmit
	Approval	Other_____

PO No.:

Architect: _____ GC: _____

Engr: _____ Mech: _____

Rep: _____
(Company) (Project Manager)

LQ090HV4 Single Zone Low Wall Console

Outdoor Unit (ODU) - LUU097HV, Indoor Unit (IDU) - LQN090HV4



Performance:

Cooling:

Cooling (Min~Rated~Max, Btu/h)	4,270 ~ 9,000 ~ 11,500
SEER2	21.0
EER2	12.6

SEER - Seasonal Energy Efficiency Ratio EER - Energy Efficiency Ratio

Heating:

Heating (Min~Rated~Max, Btu/h)	4,600 ~ 10,100 ~ 13,000
HSPF2	10.4

HSPF - Heating Seasonal Performance Factor

Cooling Nominal Test Conditions:

Indoor: 80°F DB / 67°F WB

Outdoor: 95°F DB / 75°F WB

Heating Nominal Test Conditions:

Indoor: 70°F DB / 60°F WB

Outdoor: 47°F DB / 43°F WB

Electrical:

Power Supply ¹ (V/Hz/Ø)	208-230/60/1
------------------------------------	--------------

Outdoor Unit:

MOP (A)	15
MCA (A)	11.9
Cooling Rated Amps (A)	9.95
Heating Rated Amps (A)	9.95
Compressor(A)	9.0
Fan Motor (IDU + ODU) (A)	0.7 + 0.25
Cooling Power Input (kW)	0.35 ~ 0.71 ~ 1.22
Heating Power Input (kW)	0.42 ~ 0.85 ~ 1.45

MOP - Maximum Overcurrent Protection

MCA - Minimum Circuit Ampacity

Piping:

Liquid Line (in., O.D.)	1/4
Vapor Line (in., O.D.)	3/8
Additional Refrigerant (oz./ft.)	0.22
Max. Pipe Length ² (ft.)	66
Piping Length (no add'l refriger., ft.)	24.6
Max. Elevation (ft.)	49

Features:

- Hot start
- Inverter (variable speed fan)
- Auto restart
- Control lock
- Group control
- Timer (on/off)
- Sleep Mode
- Optional Wi-Fi Control

Included Accessories:

Wireless Remote Controller — AKB75735410

Optional Accessories:

- | | |
|----------------------------------------------------------------------------------------|-------------------------------------------------------------------------------------------|
| <input type="checkbox"/> MultiSITE™ CRC1 - PREMTBVC0 | <input type="checkbox"/> Drain Pan Heater - PQSH1202 |
| <input type="checkbox"/> MultiSITE CRC1+ - PREMTBVC1 | <input type="checkbox"/> Dry Contact for Thermostat - PDRYCB320 |
| <input type="checkbox"/> MultiSITE Comm. Mgr. - PBACNBTR0A | <input type="checkbox"/> Simple Dry Contact (1 Contact, 24VAC external power) - PDRYCB100 |
| <input type="checkbox"/> AC Smart 5 - PACS5A000 | <input type="checkbox"/> Dry Contact for Economizer - PDRYCB400 |
| <input type="checkbox"/> Simple Controller - PREMT000 | <input type="checkbox"/> Premium Remote Controller - PREMTA000 |
| <input type="checkbox"/> Wi-Fi module with cable - PWFMD200 | <input type="checkbox"/> PI-485 - PMNFP14A1 |
| <input type="checkbox"/> Low Ambient Wind Baffle (Cooling operation to -4°F) ZLABGP01A | |

Operating Range:

Outdoor Unit:

Cooling (°F DB)	0 to 118
Heating (°F WB)	-4 to 64

Indoor Unit:

Cooling (°F WB)	57 to 77
Heating (°F DB)	59 to 81

System Data:

Refrigerant Type	R410A
Refrigerant Control	EEV
Refrigerant Charge (lbs.)	2.425
ODU Sound Pressure Max (Cool / Heat) ±3 dB(A) ³	49 / 52
IDU Sound Pressure (H/M/L) ±3 dB(A) ³	38 / 32 / 27
ODU Net / Shipping Weight (lbs.)	74.5 / 80
IDU Net / Shipping Weight (lbs.)	35.9 / 42.5
Heat Exchanger Coating	GoldFin™

Fan:

ODU Type	Propeller
IDU Type	Sirocco
Fan Speeds (Fan/Cool/Heat)	4 / 5 / 5
Fan Quantity (ODU + IDU)	1 + 1
Motor/Drive	Brushless Digitally Controlled/Direct
ODU Air Circulation (CFM)	988
Air Flow (Max/H/M/L) (CFM)	318 / 300 / 237 / 177
Dehumidification Rate (pts/hr)	2.0

Notes:

1. Acceptable operating voltage: 187V-253V.
2. Piping lengths are equivalent.
3. Sound Pressure levels are tested in an anechoic chamber under ISO Standard 3745.
4. All communication / connection (power) cable from the outdoor unit to the indoor unit is field supplied and is to be minimum four-conductor, 14 AWG, stranded, shielded or unshielded (if shielded, it must be grounded to the chassis of the outdoor unit only), and must comply with applicable local and national codes.
5. See Engineering Manual for sensible and latent capacities.
6. Power wiring cable size must comply with the applicable local and national code.
7. The indoor unit comes with a dry helium charge.
8. This data is rated 0 ft. above sea level, with 24.6 ft. of refrigerant line and a 0 ft. level difference between outdoor and indoor units.
9. Must follow installation instructions in the applicable LG installation manual.



For a complete list of available accessories, contact your LG representative.

For continual product development, LG reserves the right to change specifications without notice.

© LG Electronics U.S.A., Inc., Englewood Cliffs, NJ. All rights reserved. "LG Life's Good" is a registered trademark of LG Corp. /www.lghvac.com

SB_SZ_Console_LQ090HV4_2022_12_13_100733

Page 1 of 3

LQ090HV4
Single Zone Low Wall Console

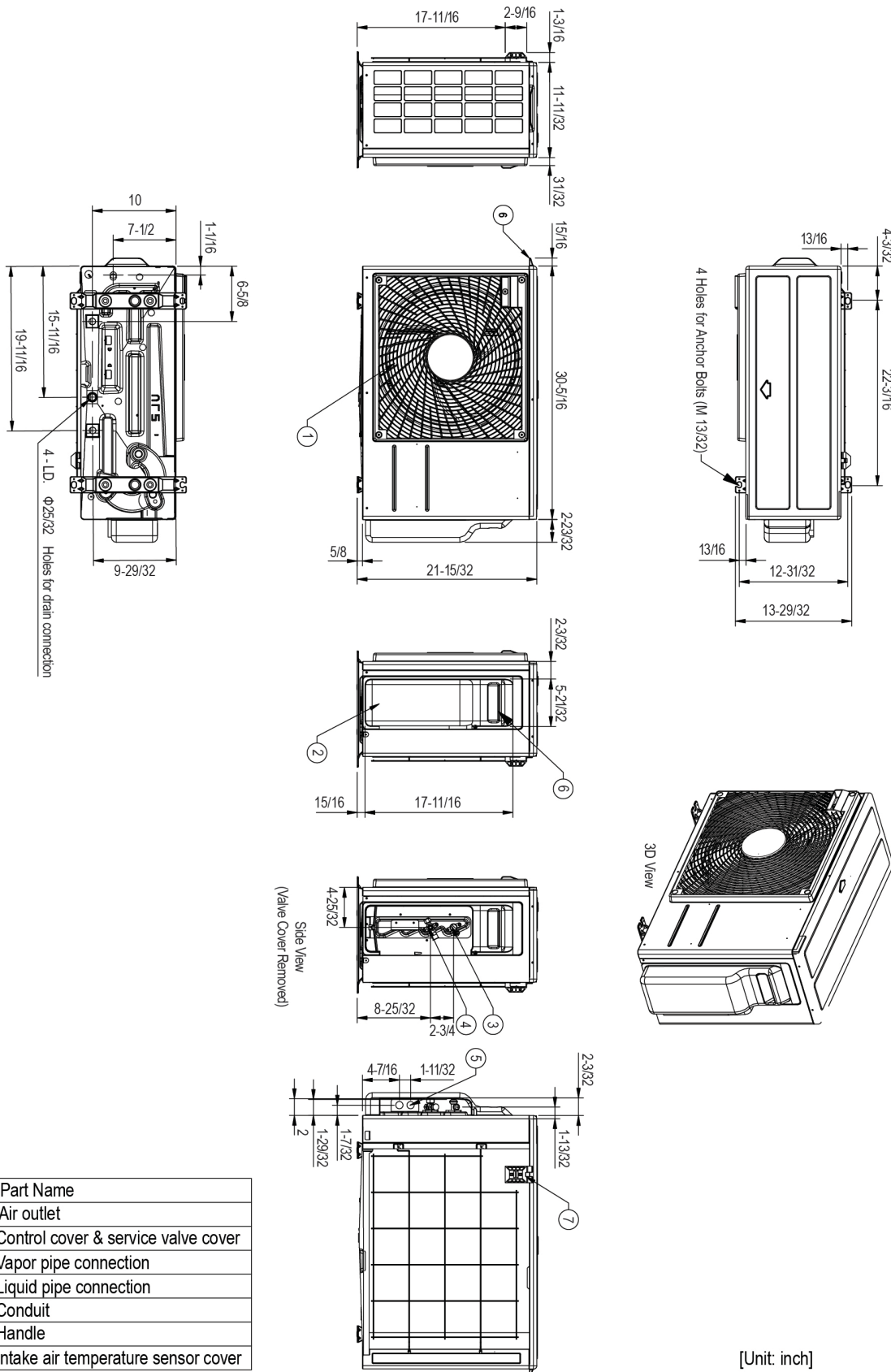
Outdoor Unit (ODU) - LUU097HV, Indoor Unit (IDU) - LQN090HV4



Tag No.: _____

Date: _____

PO No.: _____



No.	Part Name
1	Air outlet
2	Control cover & service valve cover
3	Vapor pipe connection
4	Liquid pipe connection
5	Conduit
6	Handle
7	Intake air temperature sensor cover

[Unit: inch]

Job Name/Location: _____

LQ090HV4

Single Zone Low Wall Console

Outdoor Unit (ODU) - LUU097HV, Indoor Unit (IDU) - LQN090HV4



Tag No.: _____

Date: _____

PO No.: _____

