

Job Name/Location:

Tag No:

Date:

For:	File	Resubmit
	Approval	Other

PO No.:

Architect: GC:

Engr: Mech:

Rep: (Company) (Project Manager)



LMU243HV

Multi F Inverter Heat Pump Outdoor Unit

Performance:

Cooling Capacity (Min.-Rated-Max., Btu/h)	8,400-24,000-25,000
Heating Capacity (Min.-Rated-Max., Btu/h)	10,080-24,600-29,000
Max. Heating Capacity at 5°F (Btu/h)	18,400
Max. Heating Capacity at 0°F (Btu/h)	16,730
Max. Heating Capacity at -4°F (Btu/h)	15,400
EER2	12.5
SEER2	22.5
COP	4.2
HSPF2	9.4

Cooling Nominal Test Conditions:
Indoor: 80°F DB / 67°F WB
Outdoor: 95°F DB / 75°F WB

Heating Nominal Test Conditions:
Indoor: 70°F DB / 60°F WB
Outdoor: 47°F DB / 43°F WB

Operating Range:

Cooling (°F DB)	14 to 118
Heating (°F WB)	-4 to +64

Unit Data:

Refrigerant Type	R410A
Refrigerant Control	EEV
Sound Pressure (Cool / Heat) ±1 dB(A) ³	50 / 54
Net / Shipping Weight (lbs.)	101.4 / 110.2
Heat Exchanger Coating	Gold Fin™
Minimum No. of Indoor Units	2
Maximum No. of Indoor Units	3

Electrical:

Power Supply (V/Hz/Ø) ¹	208-230V, 60, 1
MOP (A)	20
MCA (A)	16.0
Recommended Fuse Size (A)	20
Cooling Rated Amps (A)	13.0
Heating Rated Amps (A)	13.0
Compressor (A)	12.0
Fan Motor (A)	0.40
Locked Rotor Amps (A)	16.0

MOP - Maximum Overcurrent Protection

MCA - Minimum Circuit Ampacity

Compressor:

Type	Twin Rotary
Quantity	1
Oil / Type	FVC68D

Fan:

Type	Propeller
Quantity	1
Motor / Drive	Brushless Digitally Controlled/Direct
Max. Airflow Rate (CFM)	1.766

Piping:

Refrigerant Charge (lbs.)	3.97
Liquid Line Connection (in., O.D.)	1/4 x 3
Vapor Line Connection (in., O.D.)	3/8 x 3
Maximum Total Piping ² (ft.)	230.0
Min. / Max. ODU to IDU Piping (ft.)	9.8 / 82.0
Piping Length (no add'l refrigerant, ft.)	98.4
Maximum Elevation between ODU and IDU (ft.)	49.2
Maximum Elevation between IDU and IDU (ft.)	24.6

ODU = Outdoor Unit

IDU = Indoor Unit

Features:

- Auto operation
- Auto restart
- Inverter (variable speed compressor)
- Defrost / Deicing
- Restart delay (three [3] minutes)
- Self diagnosis
- Soft start
- Low ambient cooling down to 14°F

Optional Accessories:

- PI-485 - PMNFP14A1
- MultiSITE Comm. Mgr. - PBACNBTR0A
- AC Smart 5 - PACS5A000
- ACP 5 - PACP5A000
- Power Distribution Indicator (PDI) Premium - PQNUD1S41
- Mobile LGMV - PLGMVW100
- Drain Pan Heater - PQSH1203
- Low Ambient Baffle Kit (Cooling operation to -4°F) - ZLABGP03A



162279



For a complete list of available accessories, contact your LG representative.

For continual product development, LG reserves the right to change specifications without notice.

© LG Electronics U.S.A., Inc., Englewood Cliffs, NJ. All rights reserved. "LG Life's Good" is a registered trademark of LG Corp. /www.lghvac.com

SB_MultiF_LMU243HV_2022_07_18_084711

Job Name/Location: _____

LMU243HV

Multi F Inverter Heat Pump Outdoor Unit

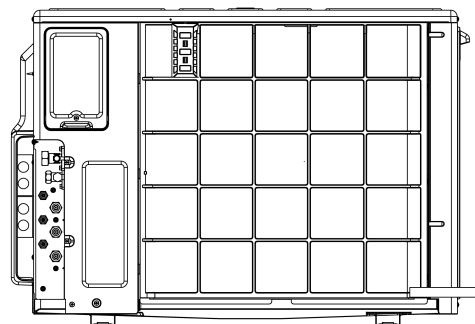
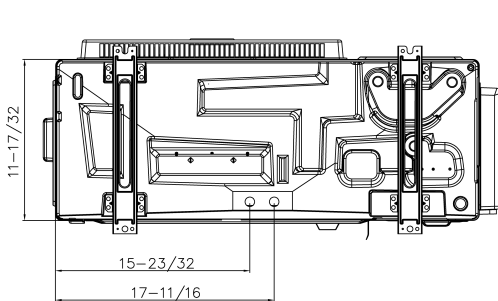
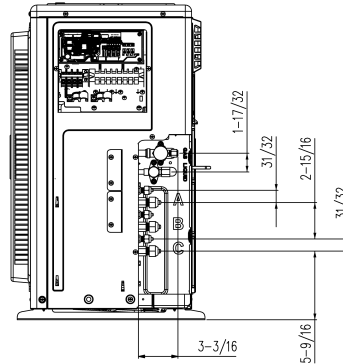
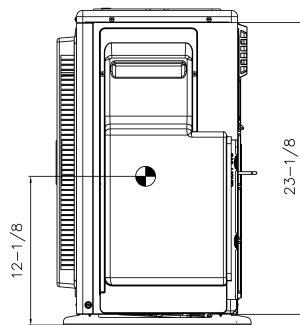
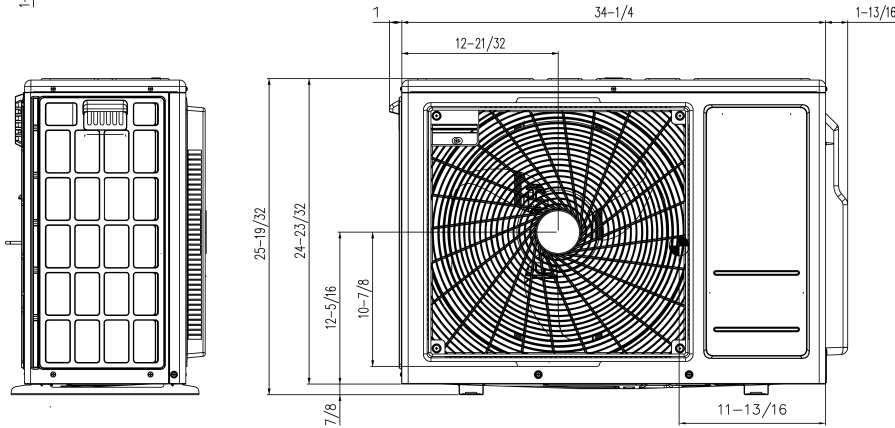
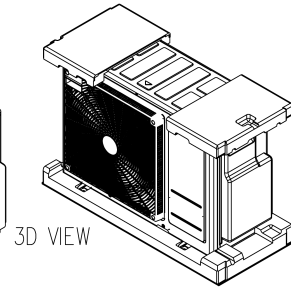
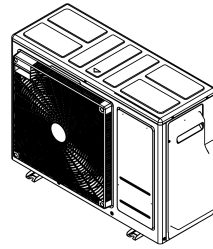
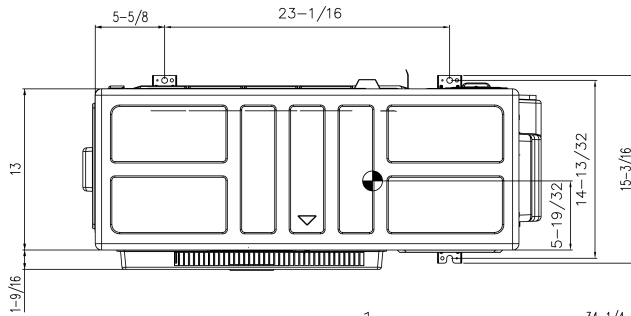


Tag No.: _____

Date: _____

PO No.: _____

Unit: Inch
☛ Gravity point



(BACK)

Notes:

1. Unit must be installed in compliance with the installation manual.
2. Unit must be grounded in accordance with the local or state regulations and applicable national codes.
3. All field-supplied electrical components and materials must comply with the local, state, and national codes.
4. Electrical characteristics must be considered for electrical work and design. The capacity of power cable and circuit breaker for the outdoor unit must follow local, state, national, and manufacturer requirements.
5. For LMU183HV Unit, ports A and B are available.
6. For LMU243HV Unit, ports A, B, and C are available.

Job Name/Location:

Tag #:

Date:

For:	File	Resubmit
	Approval	Other_____

PO No.:

Architect: _____ GC: _____

Engr: _____ Mech: _____

Rep: _____
(Company) (Project Manager)

LQ090HV4

Single Zone Low Wall Console

Outdoor Unit (ODU) - LUU097HV, Indoor Unit (IDU) - LQN090HV4



Performance:

Cooling:

Cooling (Min~Rated~Max, Btu/h)	4,270 ~ 9,000 ~ 11,500
SEER2	21.0
EER2	12.6

SEER - Seasonal Energy Efficiency Ratio EER - Energy Efficiency Ratio

Heating:

Heating (Min~Rated~Max, Btu/h)	4,600 ~ 10,100 ~ 13,000
HSPF2	10.4

HSPF - Heating Seasonal Performance Factor

Cooling Nominal Test Conditions:

Indoor: 80°F DB / 67°F WB

Outdoor: 95°F DB / 75°F WB

Heating Nominal Test Conditions:

Indoor: 70°F DB / 60°F WB

Outdoor: 47°F DB / 43°F WB

Electrical:

Power Supply ¹ (V/Hz/Ø)	208-230/60/1
------------------------------------	--------------

Outdoor Unit:

MOP (A)	15
MCA (A)	11.9
Cooling Rated Amps (A)	9.95
Heating Rated Amps (A)	9.95
Compressor(A)	9.0
Fan Motor (IDU + ODU) (A)	0.7 + 0.25
Cooling Power Input (kW)	0.35 ~ 0.71 ~ 1.22
Heating Power Input (kW)	0.42 ~ 0.85 ~ 1.45

MOP - Maximum Overcurrent Protection

MCA - Minimum Circuit Ampacity

Piping:

Liquid Line (in., O.D.)	1/4
Vapor Line (in., O.D.)	3/8
Additional Refrigerant (oz./ft.)	0.22
Max. Pipe Length ² (ft.)	66
Piping Length (no add'l refriger., ft.)	24.6
Max. Elevation (ft.)	49

Features:

- Hot start
- Inverter (variable speed fan)
- Auto restart
- Control lock
- Group control
- Timer (on/off)
- Sleep Mode
- Optional Wi-Fi Control

Included Accessories:

Wireless Remote Controller — AKB75735410

Optional Accessories:

- | | |
|--|---|
| <input type="checkbox"/> MultiSITE™ CRC1 - PREMTBVC0 | <input type="checkbox"/> Drain Pan Heater - PQSH1202 |
| <input type="checkbox"/> MultiSITE CRC1+ - PREMTBVC1 | <input type="checkbox"/> Dry Contact for Thermostat - PDRYCB320 |
| <input type="checkbox"/> MultiSITE Comm. Mgr. - PBACNBTR0A | <input type="checkbox"/> Simple Dry Contact (1 Contact, 24VAC external power) - PDRYCB100 |
| <input type="checkbox"/> AC Smart 5 - PACS5A000 | <input type="checkbox"/> Dry Contact for Economizer - PDRYCB400 |
| <input type="checkbox"/> Simple Controller - PREMT000 | <input type="checkbox"/> Premium Remote Controller - PREMTA000 |
| <input type="checkbox"/> Wi-Fi module with cable - PWFMD200 | <input type="checkbox"/> PI-485 - PMNFP14A1 |
| <input type="checkbox"/> Low Ambient Wind Baffle (Cooling operation to -4°F) ZLABGP01A | |

Operating Range:

Outdoor Unit:

Cooling (°F DB)	0 to 118
Heating (°F WB)	-4 to 64

Indoor Unit:

Cooling (°F WB)	57 to 77
Heating (°F DB)	59 to 81

System Data:

Refrigerant Type	R410A
Refrigerant Control	EEV
Refrigerant Charge (lbs.)	2.425
ODU Sound Pressure Max (Cool / Heat) ±3 dB(A) ³	49 / 52
IDU Sound Pressure (H/M/L) ±3 dB(A) ³	38 / 32 / 27
ODU Net / Shipping Weight (lbs.)	74.5 / 80
IDU Net / Shipping Weight (lbs.)	35.9 / 42.5
Heat Exchanger Coating	GoldFin™

Fan:

ODU Type	Propeller
IDU Type	Sirocco
Fan Speeds (Fan/Cool/Heat)	4 / 5 / 5
Fan Quantity (ODU + IDU)	1 + 1
Motor/Drive	Brushless Digitally Controlled/Direct
ODU Air Circulation (CFM)	988
Air Flow (Max/H/M/L) (CFM)	318 / 300 / 237 / 177
Dehumidification Rate (pts/hr)	2.0

Notes:

1. Acceptable operating voltage: 187V-253V.
2. Piping lengths are equivalent.
3. Sound Pressure levels are tested in an anechoic chamber under ISO Standard 3745.
4. All communication / connection (power) cable from the outdoor unit to the indoor unit is field supplied and is to be minimum four-conductor, 14 AWG, stranded, shielded or unshielded (if shielded, it must be grounded to the chassis of the outdoor unit only), and must comply with applicable local and national codes.
5. See Engineering Manual for sensible and latent capacities.
6. Power wiring cable size must comply with the applicable local and national code.
7. The indoor unit comes with a dry helium charge.
8. This data is rated 0 ft. above sea level, with 24.6 ft. of refrigerant line and a 0 ft. level difference between outdoor and indoor units.
9. Must follow installation instructions in the applicable LG installation manual.



For a complete list of available accessories, contact your LG representative.

For continual product development, LG reserves the right to change specifications without notice.

© LG Electronics U.S.A., Inc., Englewood Cliffs, NJ. All rights reserved. "LG Life's Good" is a registered trademark of LG Corp. /www.lghvac.com

SB_SZ_Console_LQ090HV4_2022_12_13_100733

Page 1 of 3

LQ090HV4
Single Zone Low Wall Console

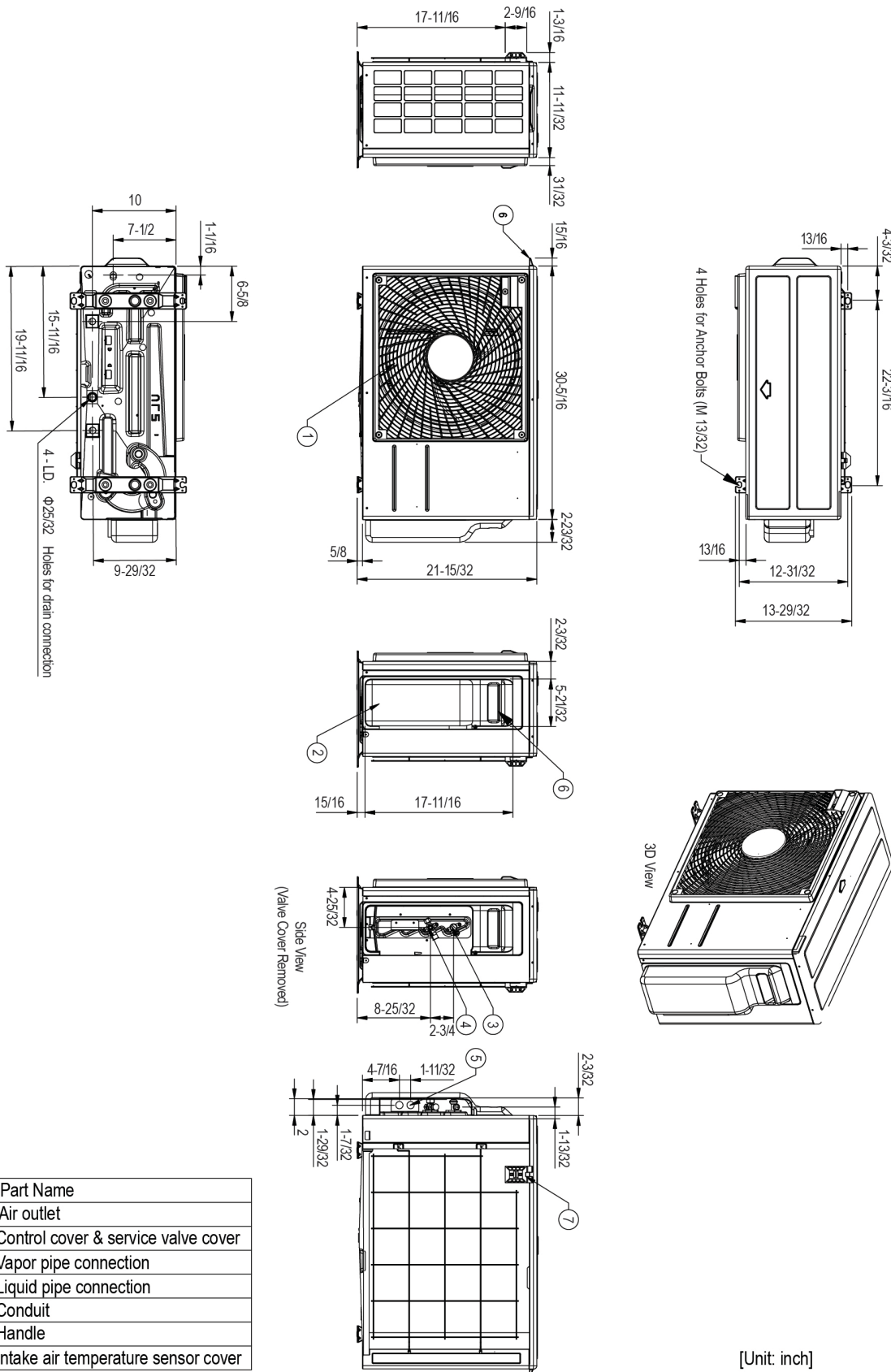
Outdoor Unit (ODU) - LUU097HV, Indoor Unit (IDU) - LQN090HV4



Tag No.: _____

Date: _____

PO No.: _____



No.	Part Name
1	Air outlet
2	Control cover & service valve cover
3	Vapor pipe connection
4	Liquid pipe connection
5	Conduit
6	Handle
7	Intake air temperature sensor cover

[Unit: inch]

Job Name/Location: _____

LQ090HV4

Single Zone Low Wall Console

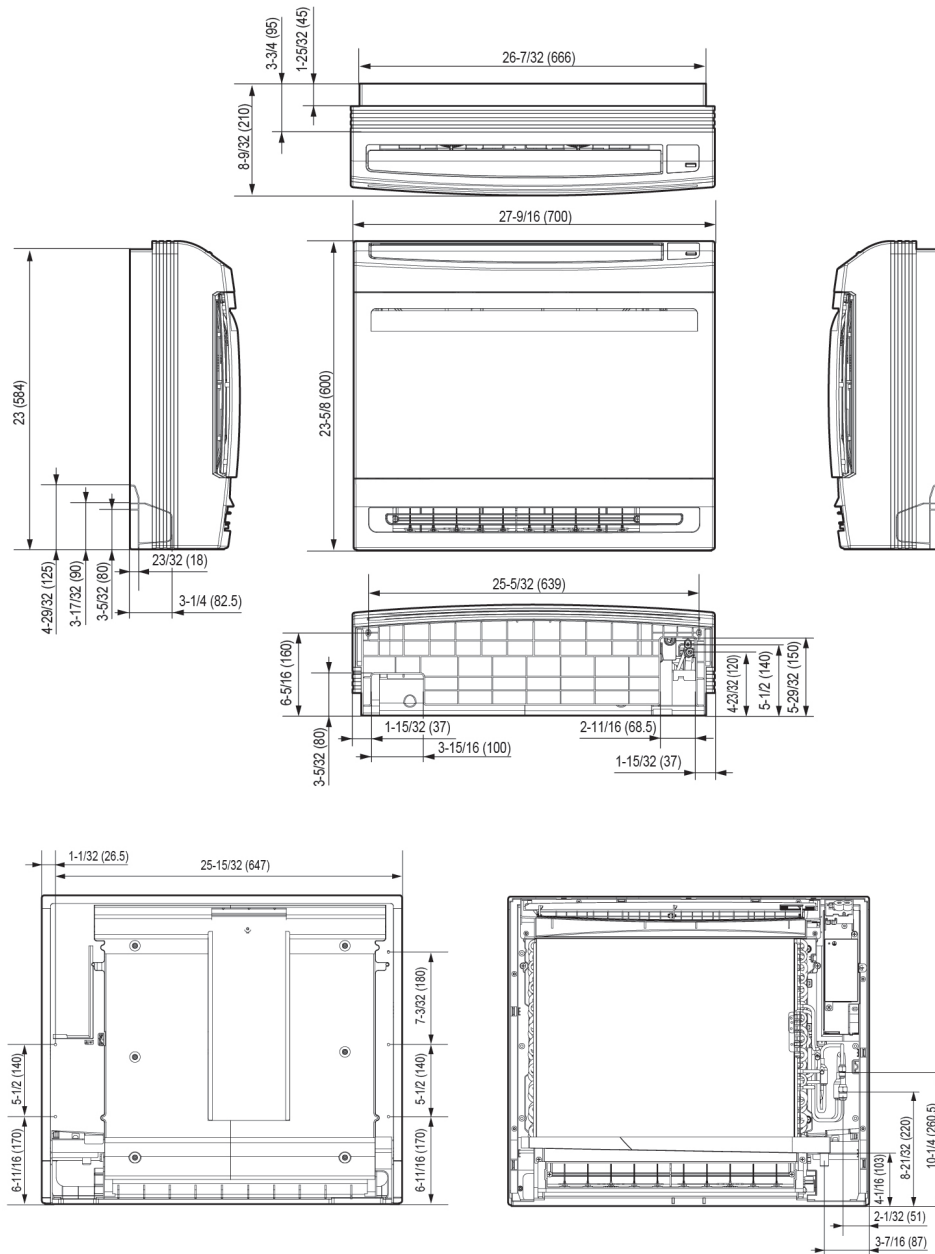
Outdoor Unit (ODU) - LUU097HV, Indoor Unit (IDU) - LQN090HV4



Tag No.: _____

Date: _____

PO No.: _____



Job Name/Location:

Tag #:

Date:

For:	File	Resubmit
	Approval	Other_____

PO No.:

Architect: _____ GC: _____

Engr: _____ Mech: _____

Rep: _____
(Company) (Project Manager)

LQ120HV4 Single Zone Low Wall Console

Outdoor Unit (ODU) - LUU127HV, Indoor Unit (IDU) - LQN120HV4



Performance:

Cooling:

Cooling (Min~Rated~Max, Btu/h)	4,500 ~ 10,200 ~ 13,460
SEER2	20.8
EER2	12.6

SEER - Seasonal Energy Efficiency Ratio EER - Energy Efficiency Ratio

Heating:

Heating (Min~Rated~Max, Btu/h)	5,970 ~ 13,000 ~ 15,000
HSPF2	10.2

HSPF - Heating Seasonal Performance Factor
Cooling Nominal Test Conditions: Heating Nominal Test Conditions:
Indoor: 80°F DB / 67°F WB Indoor: 70°F DB / 60°F WB
Outdoor: 95°F DB / 75°F WB Outdoor: 47°F DB / 43°F WB

Electrical:

Power Supply ¹ (V/Hz/Ø)	208-230/60/1
------------------------------------	--------------

Outdoor Unit:

MOP (A)	15
MCA (A)	12.3
Cooling Rated Amps (A)	9.95
Heating Rated Amps (A)	9.95
Compressor(A)	9.0
Fan Motor (IDU + ODU) (A)	0.7 + 0.25
Cooling Power Input (kW)	0.4 ~ 0.81 ~ 1.35
Heating Power Input (kW)	0.55 ~ 1.25 ~ 1.58

MOP - Maximum Overcurrent Protection MCA - Minimum Circuit Ampacity

Piping:

Liquid Line (in., O.D.)	1/4
Vapor Line (in., O.D.)	3/8
Additional Refrigerant (oz./ft.)	0.22
Max. Pipe Length ² (ft.)	66
Piping Length (no add'l refriger., ft.)	24.6
Max. Elevation (ft.)	49

Features:

- Hot start
- Inverter (variable speed fan)
- Auto restart
- Control lock
- Group control
- Timer (on/off)
- Sleep Mode
- Optional Wi-Fi Control

Included Accessories:

Wireless Remote Controller — AKB75735410

Optional Accessories:

- | | |
|--|---|
| <input type="checkbox"/> MultiSITE™ CRC1 - PREMTBVC0 | <input type="checkbox"/> Drain Pan Heater - PQSH1202 |
| <input type="checkbox"/> MultiSITE CRC1+ - PREMTBVC1 | <input type="checkbox"/> Dry Contact for Thermostat - PDRYCB320 |
| <input type="checkbox"/> MultiSITE Comm. Mgr. - PBACNBTR0A | <input type="checkbox"/> Simple Dry Contact (1 Contact, 24VAC external power) - PDRYCB100 |
| <input type="checkbox"/> AC Smart 5 - PACS5A000 | <input type="checkbox"/> Dry Contact for Economizer - PDRYCB400 |
| <input type="checkbox"/> Simple Controller - PREMTCC00U | <input type="checkbox"/> Premium Remote Controller - PREMTA000 |
| <input type="checkbox"/> Wi-Fi module with cable - PWFMD200 | <input type="checkbox"/> PI-485 - PMNFP14A1 |
| <input type="checkbox"/> Low Ambient Wind Baffle (Cooling operation to -4°F) ZLABGP01A | |

Operating Range:

Outdoor Unit:

Cooling (°F DB)	0 to 118
Heating (°F WB)	-4 to 64

Indoor Unit:

Cooling (°F WB)	57 to 77
Heating (°F DB)	59 to 81

System Data:

Refrigerant Type	R410A
Refrigerant Control	EEV
Refrigerant Charge (lbs.)	2.425
ODU Sound Pressure Max (Cool / Heat) ±3 dB(A) ³	49 / 52
IDU Sound Pressure (H/M/L) ±3 dB(A) ³	39 / 32 / 27
ODU Net / Shipping Weight (lbs.)	74.5 / 80
IDU Net / Shipping Weight (lbs.)	35.9 / 42.5
Heat Exchanger Coating	GoldFin™

Fan:

ODU Type	Propeller
IDU Type	Sirocco
Fan Speeds (Fan/Cool/Heat)	4 / 5 / 5
Fan Quantity (ODU + IDU)	1 + 1
Motor/Drive	Brushless Digitally Controlled/Direct
ODU Air Circulation (CFM)	988
Air Flow (Max/H/M/L) (CFM)	353 / 318 / 244 / 184
Dehumidification Rate (pts/hr)	2.5

Notes:

1. Acceptable operating voltage: 187V-253V.
2. Piping lengths are equivalent.
3. Sound Pressure levels are tested in an anechoic chamber under ISO Standard 3745.
4. All communication / connection (power) cable from the outdoor unit to the indoor unit is field supplied and is to be minimum four-conductor, 14 AWG, stranded, shielded or unshielded (if shielded, it must be grounded to the chassis of the outdoor unit only), and must comply with applicable local and national codes.
5. See Engineering Manual for sensible and latent capacities.
6. Power wiring cable size must comply with the applicable local and national code.
7. The indoor unit comes with a dry helium charge.
8. This data is rated 0 ft. above sea level, with 24.6 ft. of refrigerant line and a 0 ft. level difference between outdoor and indoor units.
9. Must follow installation instructions in the applicable LG installation manual.



LQ120HV4

Single Zone Low Wall Console

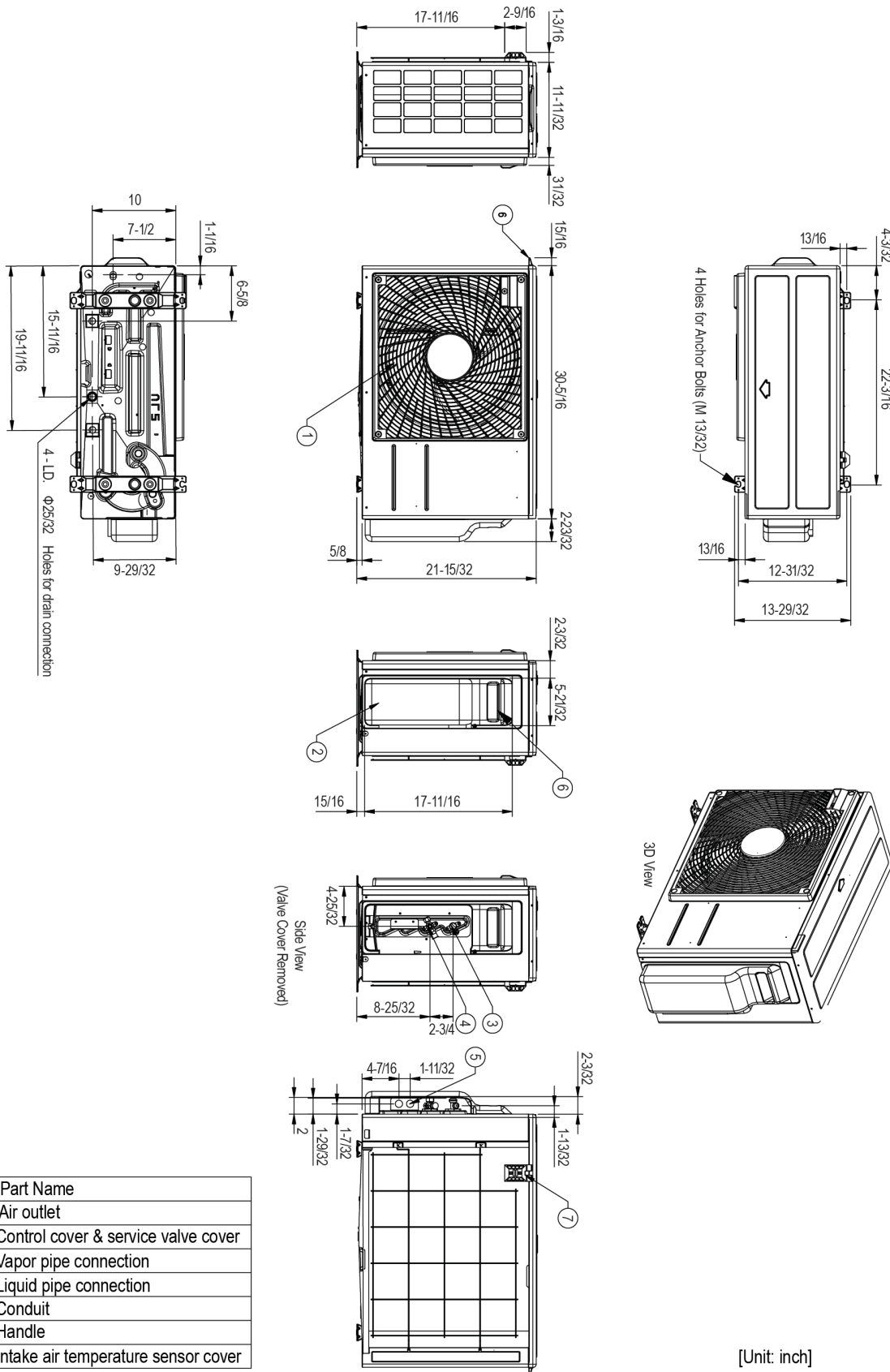
Outdoor Unit (ODU) - LUU127HV, Indoor Unit (IDU) - LQN120HV4



Tag No.: _____

Date: _____

PO No.: _____



No.	Part Name
1	Air outlet
2	Control cover & service valve cover
3	Vapor pipe connection
4	Liquid pipe connection
5	Conduit
6	Handle
7	Intake air temperature sensor cover

[Unit: inch]

Job Name/Location: _____

LQ120HV4

Single Zone Low Wall Console

Outdoor Unit (ODU) - LUU127HV, Indoor Unit (IDU) - LQ120HV4



Tag No.: _____

Date: _____

PO No.: _____

