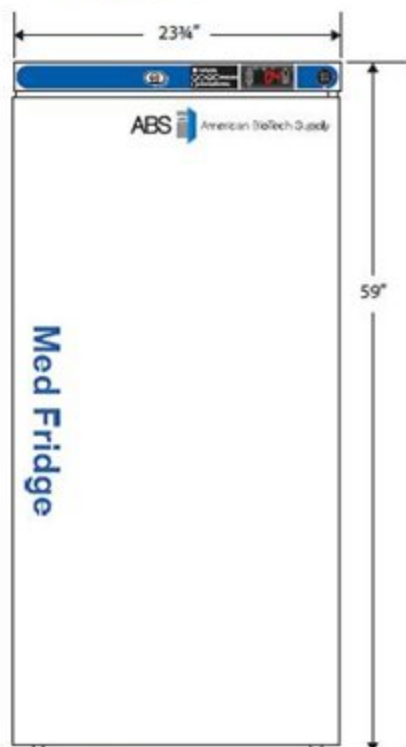
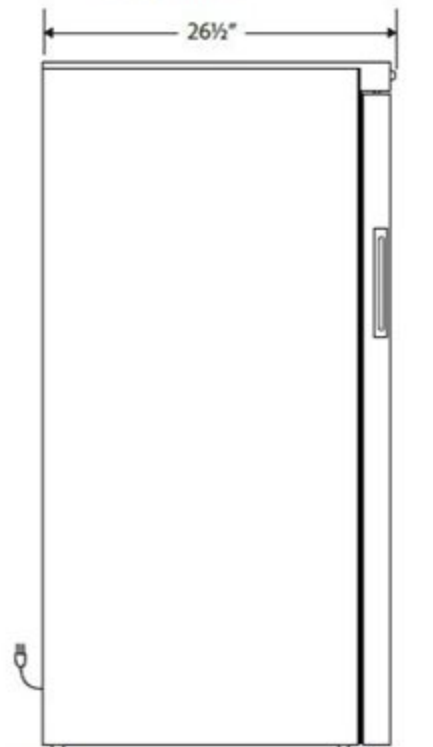


CUTSHEET

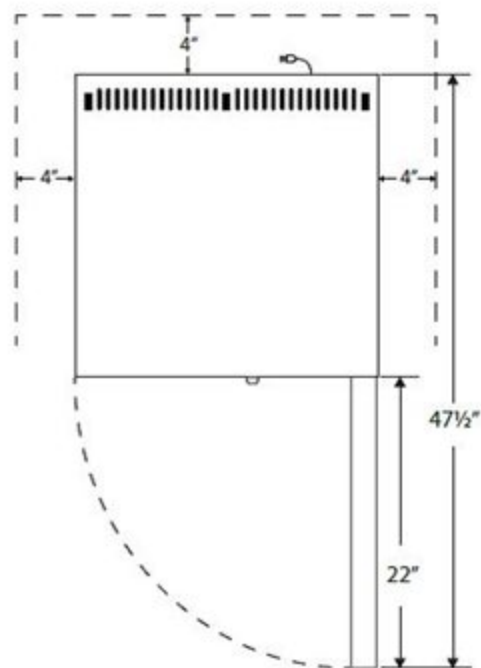
Front View



Side View



Top View



NOTE: Ventilation Requirements - Minimum 4" clearance on sides and back



115VAC/60Hz/1PH
NEMA-5-15R

ABS Model	Cu. Ft	Defrost	Door	Int Door	Shelves	W"	D"	H"	H.P.	Amps	Weight
PH-ABT-HC-10PS	10.5	Cycle	1 Solid	0	6Adj	23 ³ / ₄	26 ¹ / ₂	59	1/6	3.5	143 lbs.