

HydroTap 120V BCS G5 Kitted Command Center

Product Spec Sheet



HydroTap 120V BCS G5 Command Center kitted with 1.5lb CO₂ and Regulator

Product Order Code: 01048497

The HydroTap by Zip Water is more than just a water system, it's cooking made easy, it's sparkling water on-demand and it's a crisp glass of chilled water. That's because the HydroTap 120V BCS command center provides users instant access to filtered boiling, chilled and sparkling water.

This command center is kitted with our 1.5lb CO₂ (2 cylinders) + CO₂ regulator. This kit ideal for residential and small commercial applications and can be paired with any of our various tap styles.

HydroTap 120V BCS G5 Command Center - Product Specs

Product Order Code	01048497
Water Pressure:	Min 37psi – Max 100psi (2.60 - 7.03kg/cm ²) with a minimum flow rate of 1 gpm (3.79lpm)
Water Connection:	½" BSP - isolation valve is required within 3' (0.9m) of the installation
Integral Water Values:	All HydroTap systems are fitted with a Dual Check Valve and a 50psi (3.52kg/cm ²) Pressure Limiting Valve
Water Supply Requirements:	Potable drinking water supply
Optimal Total Dissolved Solids (TDS) Range:	TDS Min 50ppm – Max 150ppm
Integral Water Filter:	0.2 micron, 1 size - replace every 1,100 gallons / 4,163 liters or 12 months
Power Rating:	110-120V, 50-60Hz, 15 amp power supply with a NEMA 5-15 outlet
Dimensions (WxDxH):	13.3" x 18.2" x 13.1" / 339mm x 462mm x 333mm
Minimum Air Gap:	Minimum of 2" / 50mm clearance on left and right side and 8" / 200mm above
Minimum Cabinet Size:	20" wide x 24" deep / 508mm wide x 610mm deep
Maximum Hose Connection Length	3' / 0.9m (tap to command center)
Minimum Distance Needed for Installation	15" / 381mm (interior wall to garbage disposal)
Dry Weight:	75lbs / 34kg
Product Approvals:	IAPMO - NSF/ANSI 372, 42, 53, CSA B483.1, ASSE 1023, ASSE 1087; cUL; CEC
Warranty:	2-year limited parts and labor warranty
Included CO₂ Cylinder:	Zip Water 1.5lb CO ₂ (includes 2 cylinders) with CGA-320 fitting + CO ₂ regulator
CO₂ Operating Pressure:	Min 39psi - Max 44psi / Min 2.74 - Max 3.09kg/cm ²

HydroTap 120V BCS G5 Command Center

Product Spec Sheet

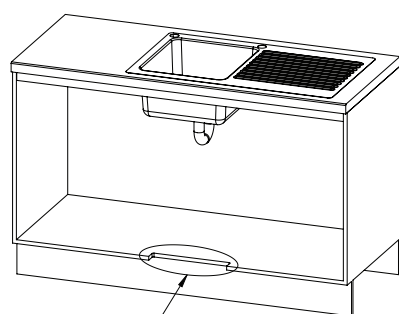


Installation Requirements

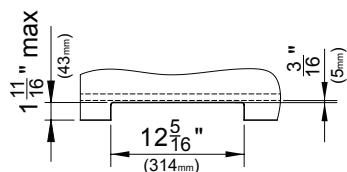
Installation and connection of your HydroTap must be carried out by a qualified person, observing all local, state, & federal regulations. You will require suitable 110-120V 50-60Hz, 15 amp power supply with a NEMA 5-15 electrical outlet within 5' 9" (1.75m) of the product.

The HydroTap is a pump-driven system so the installation of the Tap must be within 3' (0.9m) of the base command center. The HydroTap is an air-cooled system so discrete cabinetry cut-outs are required for ventilation. Installation on most countertops is straightforward however, some stone countertops may require a specialized cutting service.

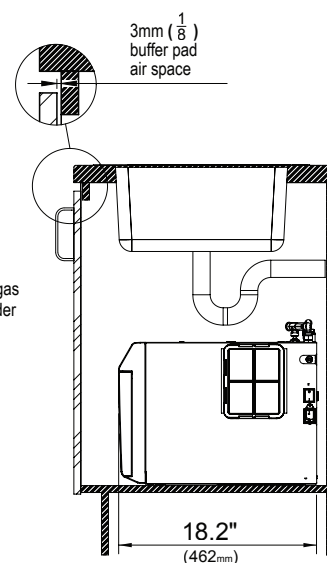
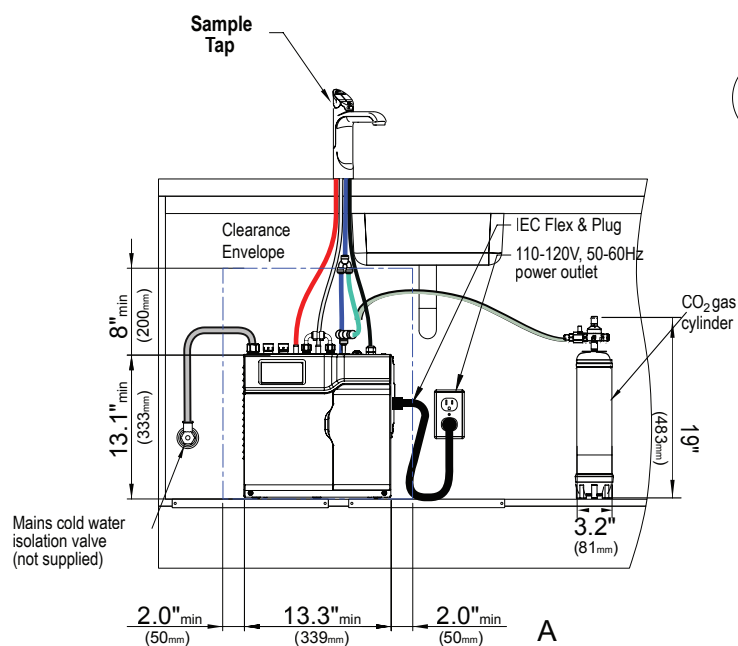
If using a drip tray (font) accessory, suitable drainage to a trapped waste is required within 3' (0.9m) of the installation. If you live in an area with hard water (more than 150ppm), we recommend installation of a scale filtration kit or a water softener. Sufficient space and clearance to install the HydroTap as detailed in the product installation guidelines is required.



VENTILATION DETAIL



DETAIL B: CABINET FLOOR CUT-OUT



Scan QR code to view
installation guide.

Installation by Zip Professional Service is available in select metro areas and can be arranged with a phone call to 1-833-233-2358 or by emailing wecare@na.zipwater.com. Technical Installation assistance over phone or video call can be obtained by calling our customer care line at 833-233-2358, Monday through Friday 8am - 5pm Central Time.

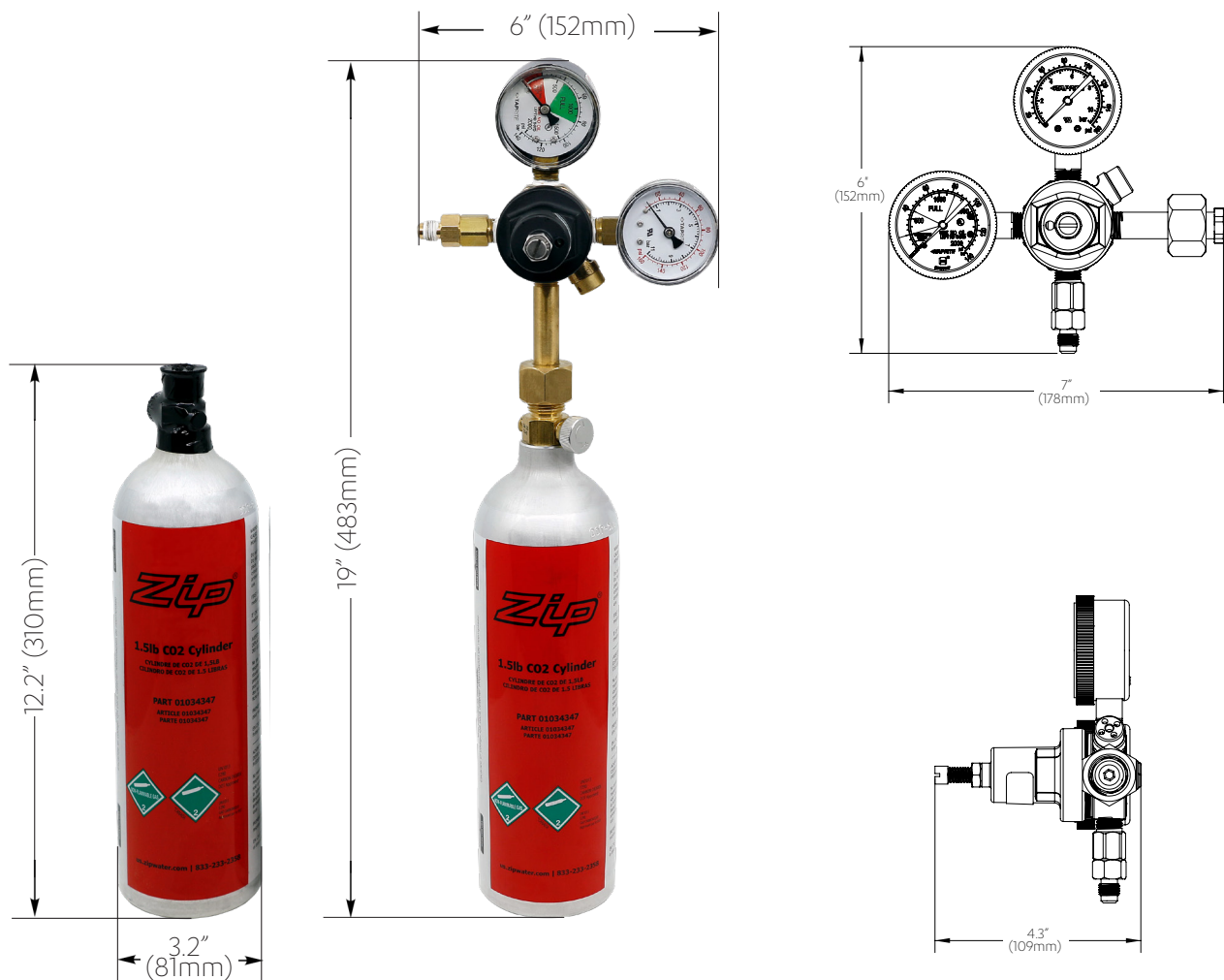
1.5lb CO₂ Cylinder + Regulator

Detailed Spec Sheet



1.5lb CO₂ Cylinder and CO₂ Regulator - Product Specs

Product Description:	2 x 1.5lb Beverage-Grade Carbon Dioxide Cylinder with Regulator
CO₂ Capacity:	Approximately 400 8oz cups (per canister)
CO₂ Operating Pressure:	Min 39psi - Max 43psi / Min 2.74 - Max 3.02kg/cm ²
CO₂ Height (without regulator):	Approximately 12" / 305mm
CO₂ Diameter:	Approximately 3.2" / 81mm
CO₂ Regulator Height:	Approximately 6" / 152mm
CO₂ Regulator Width:	Approximately 7" / 178mm
CO₂ Regulator Depth:	Approximately 4.3" / 109mm
Valve Type:	CGA-320
Max Height (with regulator)	Approximately 19" / 482mm
Max Width (with regulator):	Approximately 6" / 152mm
Storage Temperature:	CO ₂ should be stored out of direct sunlight. Max storage temperature is 120°F (48.8°C)



HydroTap Elite Plus BCS Tap

Product Spec Sheet



HydroTap Elite Plus Boiling/Chilled/Sparkling (BCS) Tap

Offering the choice of instant filtered boiling, chilled and sparkling water, the minimalist and understated look and the streamlined design and clean lines of the HydroTap Elite Plus are sure to please.

This HydroTap Elite Plus can be installed over the sink as a secondary tap or over our optional Classic Range Integrated or Classic Range Raised Font / Drip Tray.

The HydroTap Elite Plus is available in six finishes: Chrome, Brushed Chrome, Matte Black, Brushed Gold, Brushed Nickel and Gunmetal.

HydroTap Elite Plus BCS Tap - Available Finishes



Chrome



Brushed
Chrome



Matte
Black



Brushed
Gold



Brushed
Nickel



Gunmetal

Product Order Codes for HydroTap Elite Plus BCS Taps

HydroTap Elite Plus BCS Tap in Chrome	01043222
HydroTap Elite Plus BCS Tap in Brushed Chrome	01043477
HydroTap Elite Plus BCS Tap in Matte Black	01043478
HydroTap Elite Plus BCS Tap in Brushed Gold	01043479
HydroTap Elite Plus BCS Tap in Brushed Nickel	01043481
HydroTap Elite Plus BCS Tap in Gunmetal	01043480

Please see individual product spec sheets for command center and accessory product specs and order codes.

HydroTap Elite Plus BCS Tap

Product Spec Sheet



Installation Requirements

The HydroTap is a pump-driven system so the installation of the Tap must be within 3' (0.9m) of the base command center. Installation on most countertops is straightforward however, some stone countertops may require a specialized cutting service.

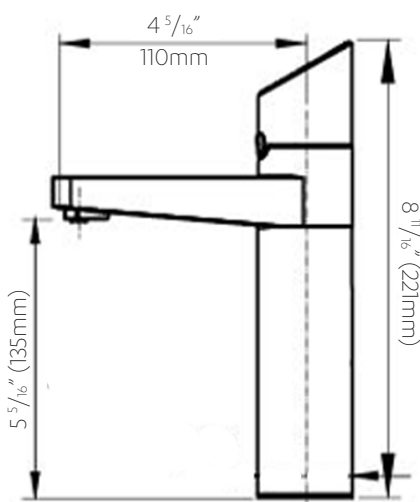
If using a drip tray (font) accessory, suitable drainage to a trapped waste is required within 3' (0.9m) of the installation. Sufficient space and clearance to install the HydroTap as detailed in the product installation guidelines is required.

Installation and connection of your HydroTap must be carried out by a qualified person, observing all local, state, & federal regulations.

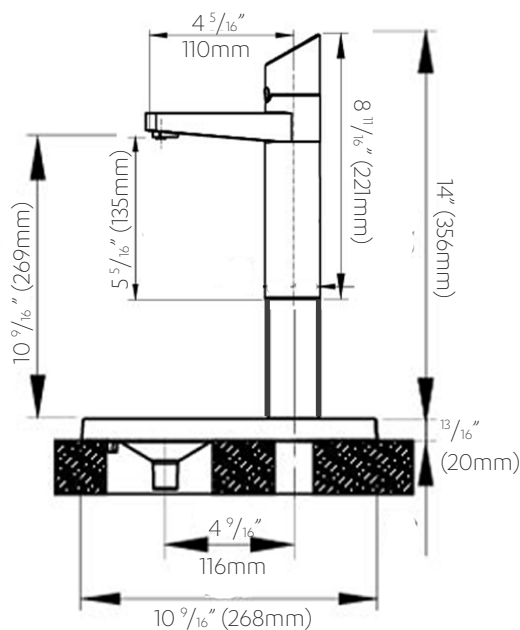
HydroTap Elite Plus BCS - Tap Specs

Style:	HydroTap Elite Plus Tap (BCS) - includes boiling water safety lock
Hole Size:	1 - 3/8" / 35mm
Tap Height:	8 11/16" (221mm) or 14" (356mm) when installed with an optional font / drip tray
Installation:	Over sink as a secondary tap or on optional font / drip tray
Flow Rate:	Max 1.8gpm / 6.8lpm
Sparkling Water Flow Rate	0.4 gpm / 1.5lpm
Product Certifications:	IAPMO - NSF/ANSI 372, 42, 53, CSA B438.1, ASSE 1023, ASSE 1087; cUL; CEC
ADA Compliant:	Yes

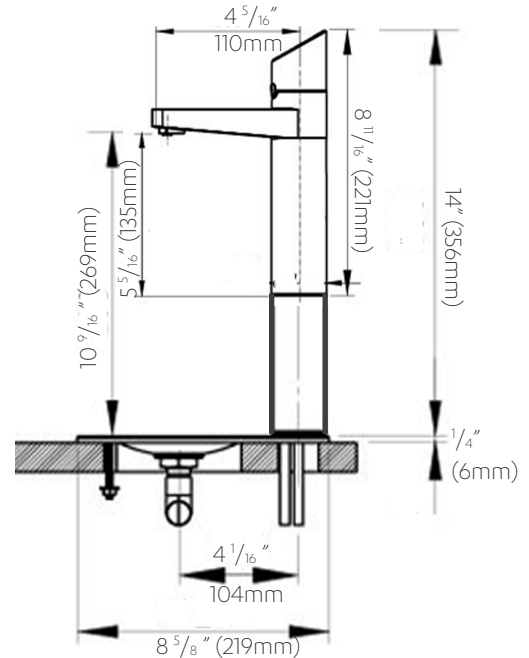
Elite Plus - Tap View



Elite Plus with Raised Font



Elite Plus with Integrated Font



Installation by Zip Professional Service is available in select metro areas and can be arranged with a phone call to 1-833-233-2358 or by emailing wecare@na.zipwater.com. Technical Installation assistance over phone or video call can be obtained by calling our customer care line at 1-833-233-2358, Monday through Friday 8am - 5pm Central Time.