

1.5lb CO₂ Refillable Beverage-Grade Cylinder

Product Spec Sheet



1.5lb CO₂ Cylinder - Product Specs

Product Order Code:	01034347
Product Description:	2 x 1.5lb Beverage-Grade Carbon Dioxide Cylinder (regulator sold separately)
CO₂ Capacity:	Approximately 400 8oz cups (per canister)
CO₂ Operating Pressure:	Min 39psi - Max 43psi / Min 2.74 - Max 3.02kg/cm ²
Height (without regulator):	Approximately 12" / 305mm
Height (with regulator):	Approximately 19" / 482mm
Cylinder Diameter:	Approximately 3.2" / 81mm
Max Width (with regulator):	Approximately 6" / 152mm
Valve Type:	CGA-320
Storage Temperature:	CO ₂ should be stored out of direct sunlight. Max storage temperature is 120°F (48.8°C)



CO₂ Regulator sold separately. Please see individual spec sheet for CO₂ regulator product details including order code.

HydroTap 120V BCS G5 Command Center

Product Spec Sheet



HydroTap 120V BCS G5 Command Center

Product Order Code: 01043466

The HydroTap by Zip Water is more than just a water system, it's cooking made easy, it's sparkling water on-demand and it's a crisp glass of chilled water. That's because the HydroTap 120V BCS command center provides users instant access to filtered boiling, chilled and sparkling water.

This command center is ideal for residential and small commercial applications and can be paired with any of our various tap styles.

HydroTap 120V BCS G5 Command Center - Product Specs

Product Order Code	01043466
Water Pressure:	Min 37psi – Max 100psi (2.60 - 7.03kg/cm ²) with a minimum flow rate of 1 gpm (3.79lpm)
Water Connection:	½" BSP - isolation valve is required within 3' (0.9m) of the installation
Integral Water Values:	All HydroTap systems are fitted with a Dual Check Valve and a 50psi (3.52kg/cm ²) Pressure Limiting Valve
Water Supply Requirements:	Potable drinking water supply
Optimal Total Dissolved Solids (TDS) Range:	TDS Min 50ppm – Max 150ppm
Integral Water Filter:	0.2 micron, 1 size - replace every 1,100 gallons / 4,163 liters or 12 months
Power Rating:	110-120V, 50-60Hz, 15 amp power supply with a NEMA 5-15 outlet
Dimensions (WxDxH):	13.3" x 18.2" x 13.1" / 339mm x 462mm x 333mm
Minimum Air Gap:	Minimum of 2" / 50mm clearance on left and right side and 8" / 200mm above
Minimum Cabinet Size:	20" wide x 24" deep / 508mm wide x 610mm deep
Maximum Hose Connection Length	3' / 0.9m (tap to command center)
Minimum Distance Needed for Installation	15" / 381mm (interior wall to garbage disposal)
Dry Weight:	75lbs / 34kg
Product Approvals:	IAPMO - NSF/ANSI 372, 42, 53, CSA B483.1, ASSE 1023, ASSE 1087; cUL; CEC
Warranty:	3 years
Compatible CO₂ Cylinder:	Zip Water 1.5lb CO ₂ or 5lb CO ₂ (if space allows) with CGA-320 fitting
CO₂ Operating Pressure:	Min 39psi - Max 44psi / Min 2.74 - Max 3.09kg/cm ²

HydroTap 120V BCS G5 Command Center

Product Spec Sheet

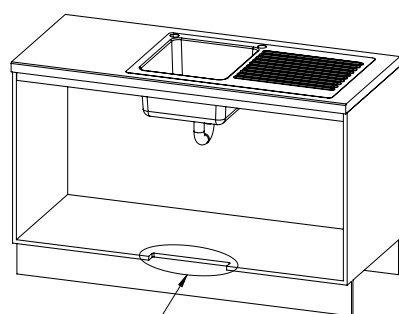


Installation Requirements

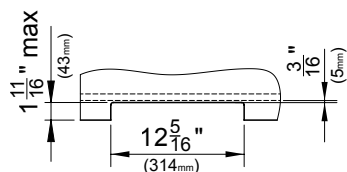
Installation and connection of your HydroTap must be carried out by a qualified person, observing all local, state, & federal regulations. You will require suitable 110 -120V 50-60Hz, 15 amp power supply with a NEMA 5-15 electrical outlet within 5' 9" (1.75m) of the product.

The HydroTap is a pump-driven system so the installation of the Tap must be within 3' (0.9m) of the base command center. The HydroTap is an air-cooled system so discrete cabinetry cut-outs are required for ventilation. Installation on most countertops is straightforward however, some stone countertops may require a specialized cutting service.

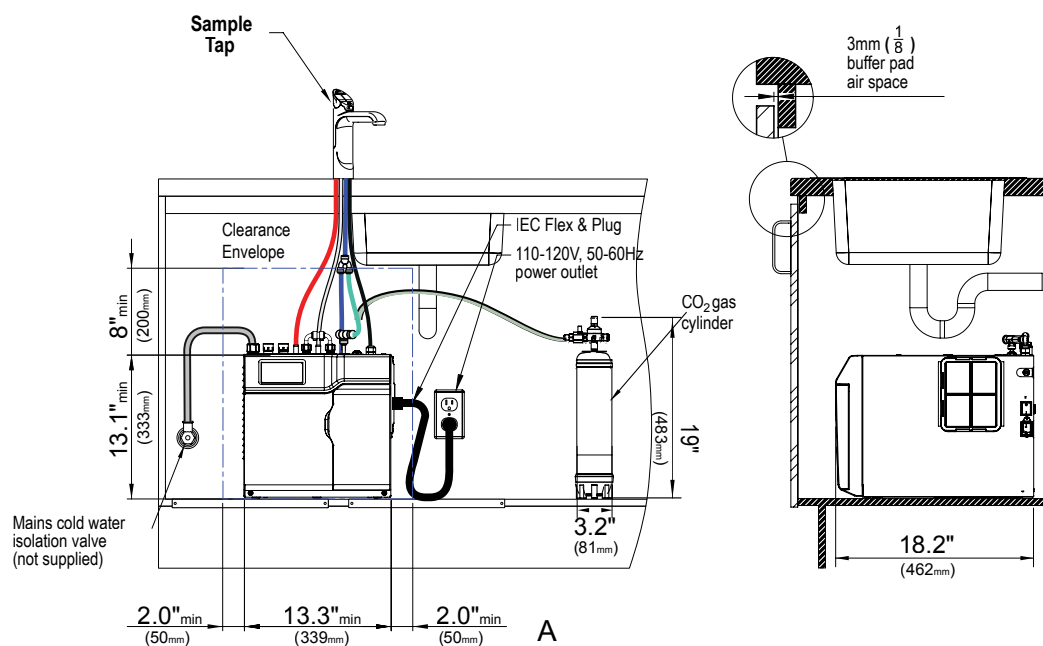
If using a drip tray (font) accessory, suitable drainage to a trapped waste is required within 3' (0.9m) of the installation. If you live in an area with hard water (more than 150ppm), we recommend installation of a scale filtration kit or a water softener. Sufficient space and clearance to install the HydroTap as detailed in the product installation guidelines is required.



VENTILATION DETAIL



DETAIL B: CABINET FLOOR CUT-OUT



Scan QR code to view
installation guide.

Installation by Zip Professional Service is available in select metro areas and can be arranged with a phone call to 1-833-233-2358 or by emailing wecare@na.zipwater.com. Technical Installation assistance over phone or video call can be obtained by calling our customer care line at 833-233-2358, Monday through Friday 8am - 5pm Central Time.

CO₂ Regulator

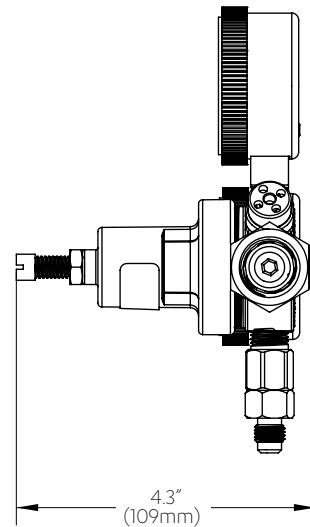
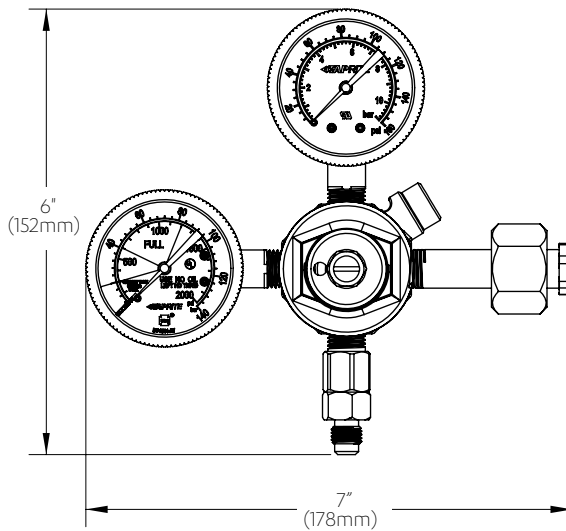
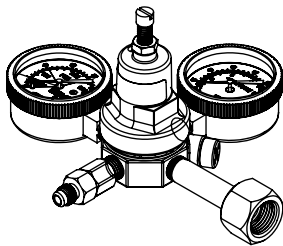
Product Spec Sheet



CO₂ Regulator - Product Specs



Product Order Code:	01034349
Product Description:	CO ₂ Regulator
Compatible Products:	Zip Water 1.5lb and 5lb CO ₂ cylinders
Height:	Approximately 6" / 152mm
Width:	Approximately 7" / 178mm
Depth:	Approximately 4.3" / 109mm



HydroTap Arc BCS Tap

Product Spec Sheet



HydroTap Arc Boiling/Chilled/Sparkling (BCS) Tap

Elevate your home hydration with the HydroTap Arc BCS Tap and enjoy instant access to filtered boiling, chilled and sparkling water from the tap.

The HydroTap Arc is timeless and enduringly classic tap style. With its curved 'swan neck', it will complement any kitchen or wet bar design – from traditional to contemporary.

This tap style can be installed over the sink as a secondary tap or over our optional design range font/drip tray. The HydroTap Arc tap is available in seven different finishes from a classic chrome to a modern gunmetal.

HydroTap Arc BCS Tap - Available Finishes



Product Order Codes for HydroTap Arc BCS Taps

HydroTap Arc BCS Tap in Chrome	01034217
HydroTap Arc BCS Tap in Brushed Chrome	01034218
HydroTap Arc BCS Tap in Matte Black	01034219
HydroTap Arc BCS Tap in Brushed Gold	01034221
HydroTap Arc BCS Tap in Nickel	01034222
HydroTap Arc BCS Tap in Brushed Nickel	01034223
HydroTap Arc BCS Tap in Gunmetal	01041862

Please see individual product spec sheets for command center and accessory product specs and order codes.

HydroTap Arc BCS Tap

Product Spec Sheet



Installation Requirements

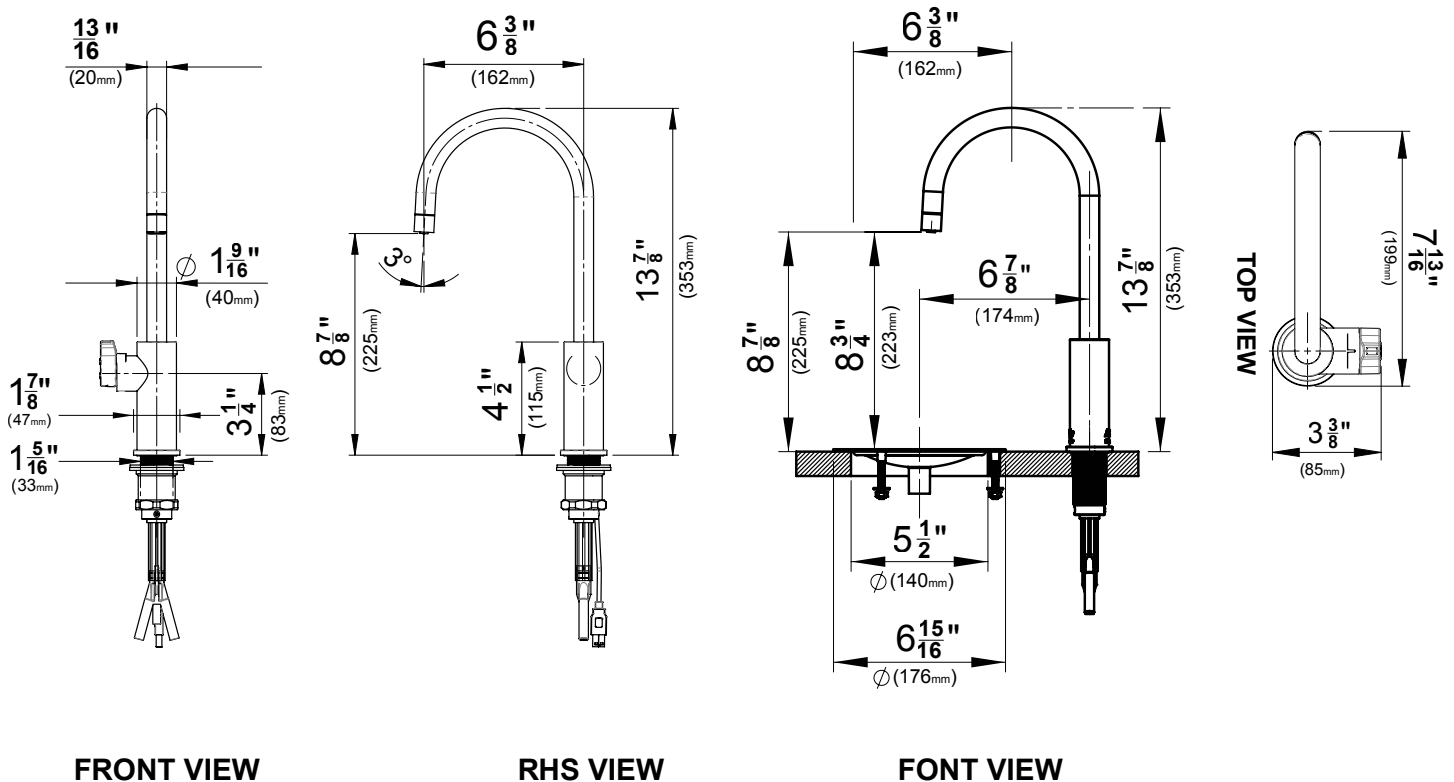
The HydroTap is a pump-driven system so the installation of the Tap must be within 3' (0.9m) of the base command center. Installation on most countertops is straightforward however, some stone countertops may require a specialized cutting service.

If using a drip tray (font) accessory, suitable drainage to a trapped waste is required within 3' (0.9m) of the installation. Sufficient space and clearance to install the HydroTap as detailed in the product installation guidelines is required.

Installation and connection of your HydroTap must be carried out by a qualified person, observing all local, state, & federal regulations.

HydroTap Arc BCS - Tap Specs

Style:	HydroTap Arc Tap (BCS) - includes boiling water safety lock
Hole Size:	1 - 3/8" / 35mm
Tap Height:	11 15/16" - 13 7/8" / 303mm - 353mm adjustable height (when installed over sink)
Installation:	Over sink as a secondary tap or on optional font/drip tray; Handle orientation - left or right side
Flow Rate:	Max 1.8 gpm / 6.81 lpm
Sparkling Water Flow Rate	0.4 gpm / 1.51 lpm
Product Certifications:	IAPMO - NSF/ANSI 372, 42, 53, CSA B438.1, ASSE 1023, ASSE 1087; cUL; CEC
ADA Compliant:	Yes



Installation by Zip Professional Service is available in select metro areas and can be arranged with a phone call to 1-833-233-2358 or by emailing wecare@na.zipwater.com. Technical Installation assistance over phone or video call can be obtained by calling our customer care line at 833-233-2358, Monday through Friday 8am - 5pm Central Time.