

PRESRV™

BEVERAGE
COOLER

SINGLE ZONE

Harmoniously integrate the new Presrv™ Panel Ready Beverage Cooler into any space to match your cabinetry with ease. Featuring a Full-Extension Wood Rack to hold your favorite wine and craft brew;

PreciseTemp™ temperature control for maintaining accurate temperatures; and Active Cooling Technology to ensure even cooling.

ZEPHYR
ZEPHYRONLINE.COM



Shown with overlay panel and handle, not included



Full-Extension Wood Rack



PreciseTemp™

How Presrv™ Stands Out:



PreciseTemp™
Multiple internal sensors help maintain accurate temperatures



Vibration Dampening System
Noise and vibration is reduced to minimize wine disturbance

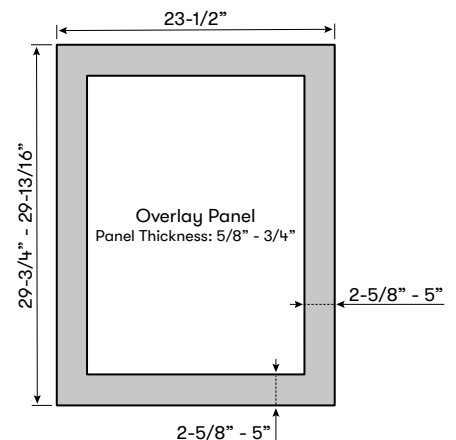


Active Cooling Technology
An on-board computer controls an active cooling fan to provide temperature stability and even cooling



3-Color LED Lighting
Available in Cloud White, Deep Blue and Amber

Overlay Panel Dimensions



MODEL

Single Zone Beverage Cooler PRB24C01BPG

Size 24"
Dimensions 23-7/8"W x 33-7/8"H x 23-3/4"D*
Weight 110lbs.
Installation Type Compact / Built-in / Freestanding
Refrigerant Type R600a

FEATURES

Capacity 13 bottles (750 ml), 8+ 12oz cans or 7 bottles (750 ml), 112 12oz cans
Volume 5.6 cu/ft
Temperature Range 34° - 50° F
Sound Level 39 dBA
Door Finish Panel Ready + Glass
Cabinet Finish Black
Interior Finish Black
Field-Reversible Door Yes
Zero-Clearance Door Hinge Yes
Door Glass Dual-pane, Low-e Argon-filled**
Shelving - Wood 1 full-extension, black wood rack
Shelving - Beverage 2 adjustable, transparent-gray glass shelves w/ airflow openings
Controls Electronic Capacitive Touch
Lighting 3-Color LED
 Cloud White, Deep Blue, Amber
Panel Ready Yes, 5/8" or 3/4" thickness
Door Open Alarm Yes, after 3 minutes
Sabbath Mode Yes
Air Filtration Yes, w/ carbon filter
PreciseTemp™ Yes
Active Cooling Technology Yes
Vibration Dampening System Yes

AC POWER 115V, 60Hz at Max. 1.5A

OPTIONAL ACCESSORIES

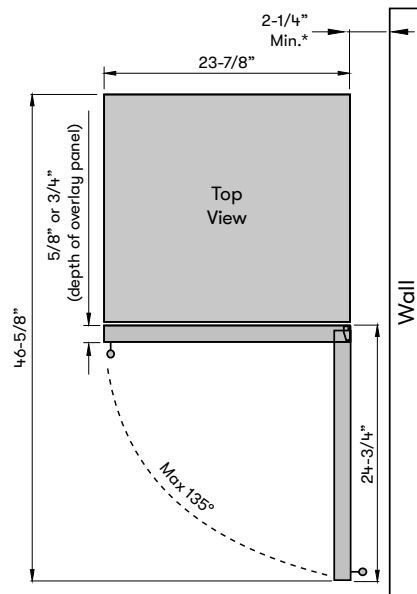
Contemporary Handle Kit PRHAN-C101
Pro Handle Kit PRHAN-C001
Glass Shelf 50150027

WARRANTY 2 years parts, 5 years compressor
 1 year labor

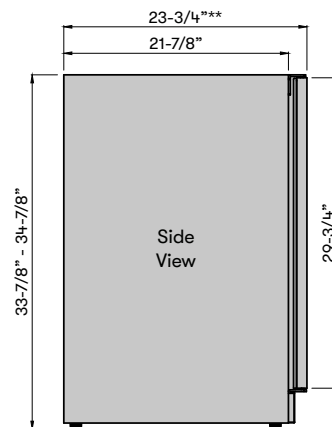
*Depth dimension based on 3/4" thick panel



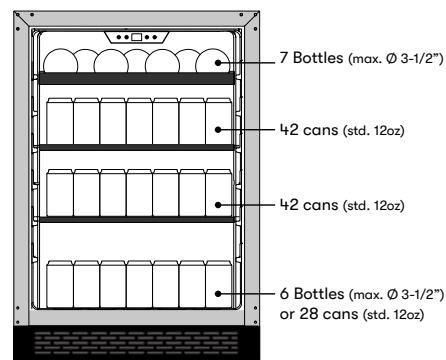
**Dual-pane, argon-filled glass improves insulation to minimize heat exchange and increases soundproofing characteristics. The Low-e coating helps minimize the amount of UV and infrared light that passes through the glass door.



*When using an optional Zephyr handle



***Depth with 3/4" thick overlay panel



Transforming the Kitchen through Design, Discovery, and Care

Specifications subject to change, check zephyronline.com for up-to-date information.
 Zephyr | 2277 Harbor Bay Parkway, Alameda, CA 94502 | 888.880.8368

MAR20.0301

