

Lotus C60F

Features

- Complete Vanity Unit
- Base Unit Available in 4 Finishes: Glossy White, Natural Oak, Mist Matte, and Walnut
- Handles in Matte Black
- Free Standing Installation with Matte Black Legs
- Two soft close drawers
- Includes integrated sink and vanity top in gloss white ceramic with faucet hole and overflow
- Fully assembled with structure and front made of engineered wood in wood finishes and high gloss lacquered
- Handle integrated in front of furniture
- Drawers with Full Extraction
- Made in Spain







Related Items:

- WSBC 53991 | Push Waste Drain
- WSBC 53922 | Decorative Trap
- Lotus COL02 | Bathroom Column

SKU# | Options:

- Lotus C60F.112 WG | Glossy White
- Lotus C60F.112 NO | Natural Oak
- Lotus C60F.112 MTM | Mist Matte
- Lotus C60F.112 WA | Walnut

Finishes:

-  Glossy White
-  Natural Oak
-  Mist Matte
-  Walnut

Codes & Standards:

- CARB2 Compliant and Certified
- TSCA Compliant and Certified

* WS Bath Collections reserves the right to revise dimensions or information on this sheet without notice

Collection |
Lotus

Model |
Lotus C60F

Dimensions Metric

1 inch = 2.54 cm

1 inch = 25.4 mm

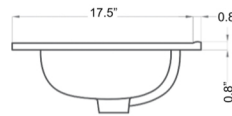
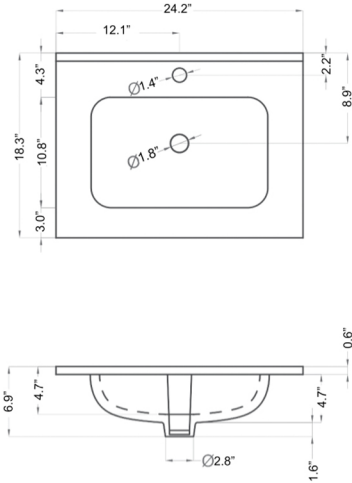
WS®
BATH
COLLECTIONS

1051 Lea Drive - Collegeville, PA 19426
Tel. 215 513 9400 - Fax 610 831 0215

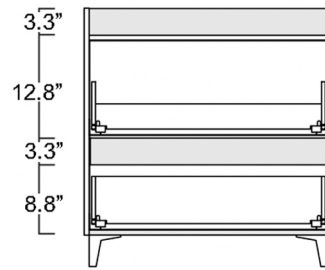
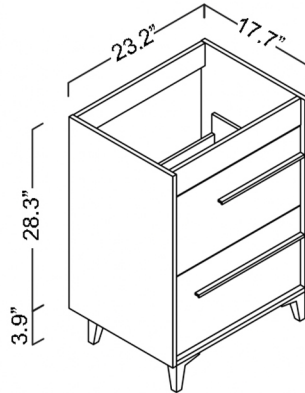
www.ws bathcollections.com - info@ws bathcollectins.com

Lotus C60F

Sink



Base Unit



FRONT 16 mm.
SIDE PANELS 16 mm.

Technical information



Collection | Lotus

Model | Lotus C60F

Dimensions Metric

1 inch = 2.54 cm
1 inch = 25.4 mm



1051 Lea Drive - Collegeville, PA 19426
Tel. 215 513 9400 - Fax 610 831 0215
www.ws bathcollections.com - info@ws bathcollectins.com

We recommend the following items that work with your sink.

Lotus C60F

TRAPS



WSBC 53922
Our best seller

-  Polished Chrome
WSBC 53922.29
-  Matte Black
WSBC 53922.22
-  Glossy White
WSBC 53922.09
-  Matte White
WSBC 53922.26



WSBC 5392

-  Polished Chrome
WSBC 5392.29



WSBC 53925

-  Polished Chrome
WSBC 53925.29



WSBC 53921
Space saving

-  Polished Chrome
WSBC 53921.29
-  Matte Black
WSBC 53921.22
-  Glossy White
WSBC 53921.09
-  Matte White
WSBC 53921.26

DRAINS



WSBC 53991
Push waste drain (click clack)
with overflow

-  Polished Chrome
WSBC 53991.29
-  Glossy White
WSBC 53991.09
-  Glossy Black
WSBC 53991.18
-  Matte White
WSBC 53991.26
-  Matte Black
WSBC 53991.22

MOUNTING HARDWARE

Wall-Mount Installation



Bolts

Vessel/Countertop Installation



Silicone (optional)

Collection |
Lotus

Model |
Lotus C60F

Dimensions Metric

1 inch = 2.54 cm
1 inch = 25.4 mm



1051 Lea Drive - Collegeville, PA 19426
Tel. 215 513 9400 - Fax 610 831 0215
www.ws bathcollections.com - info@ws bathcollectins.com