

Menta C50

Features




- Complete Vanity Unit
- Wall-hung design offers a clean, streamlined look
- Two soft close drawers
- Hettich sliding system
- Includes bathroom sink in gloss white ceramic; sink has a faucet hole
- Fully assembled with structure and front made of engineered wood in wood finishes
- Handle integrated in front of furniture
- Hidden hanging bracket directly assembled with great resistance and depth regulations
- Made in Spain



Related Items:

- WSBC 00076 | Push Waste Drain
- WSBC 53922 | Decorative Trap
- Menta COL01 | Full Bathroom Column

Finishes:

-  Natural Oak
-  Wenge
-  Grey Pine

SKU# | Options:

- Menta C50.100 NO | Natural Oak
- Menta C50.100 WE | Wenge
- Menta C50.100 GP | Grey Pine

Codes & Standards:

- CARB2 Compliant and Certified
- TSCA Compliant and Certified

* WS Bath Collections reserves the right to revise dimensions or information on this sheet without notice

Collection |
Menta

Model |
Menta C50

Dimensions Metric

1 inch = 2.54 cm

1 inch = 25.4 mm

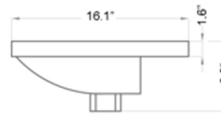
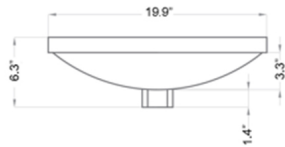
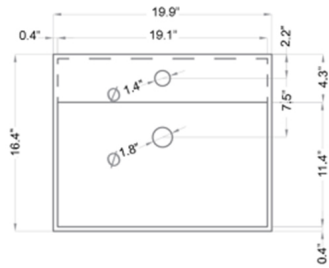
WS®
BATH
COLLECTIONS

1051 Lea Drive - Collegeville, PA 19426
Tel. 215 513 9400 - Fax 610 831 0215

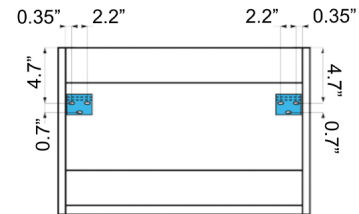
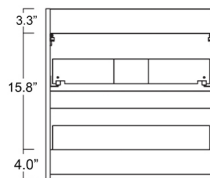
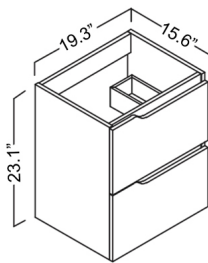
www.ws bathcollections.com - info@ws bathcollectins.com

Menta C50

Sink



Base Unit



FRONT 16 mm.
SIDE PANELS 16 mm.

Technical information



Soft close.



Hettich sliding system.



Glossy lacquered finish.

Collection |
Menta

Model |
Menta C50

Dimensions Metric
1 inch = 2.54 cm
1 inch = 25.4 mm



1051 Lea Drive - Collegeville, PA 19426
Tel. 215 513 9400 - Fax 610 831 0215
www.ws bathcollections.com - info@ws bathcollectins.com

We recommend the following items that work with your sink.

Menta C50

TRAPS



WSBC 53922
Our best seller

-  Polished Chrome
WSBC 53922.29
-  Matte Black
WSBC 53922.22



WSBC 5392

-  Polished Chrome
WSBC 5392.29



WSBC 53925

-  Polished Chrome
WSBC 53925.29



WSBC 53921
Space saving

-  Polished Chrome
WSBC 53921.29
-  Matte Black
WSBC 53921.22

DRAINS



WSBC 00076
Push waste drain (click clack)
without overflow

-  Polished Chrome
WSBC 00076.29
-  Glossy White
WSBC 00076.09
-  Glossy Black
WSBC 00076.18
-  Matte White
WSBC 00076.26
-  Matte Black
WSBC 00076.22

MOUNTING HARDWARE

Wall-Mount Installation

Vessel/Countertop Installation



Bolts



Silicone (optional)

Collection |
Menta

Model |
Menta C50

Dimensions Metric

1 inch = 2.54 cm

1 inch = 25.4 mm

WS®
BATH
COLLECTIONS

1051 Lea Drive - Collegeville, PA 19426
Tel. 215 513 9400 - Fax 610 831 0215

www.ws bathcollections.com - info@ws bathcollectins.com