

Features

- Modern Wall-Mounted Bathroom Faucet with 2-Handles
- Adjustable Handles Allow for Custom Layout
- Polished Chrome Finish
- Made of Lead-Free Solid Brass
- Requires 3-Hole Installation
- Flow Rate: 1.5 GPM
- Spout Reach: 7.5"


Flow T1.16.3F



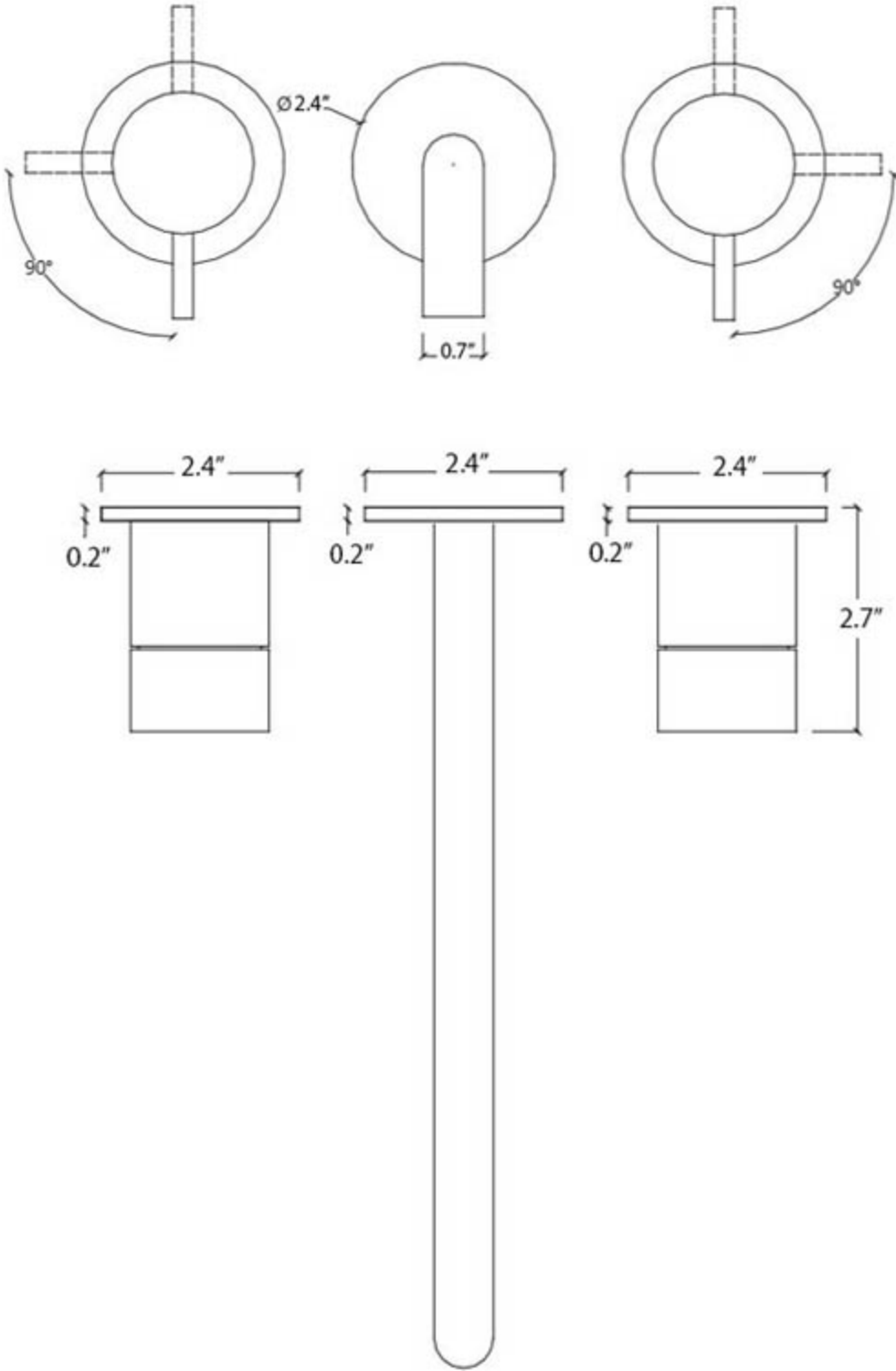
Finishes



Polished Chrome

Collection Flow	Model Flow T1.16.3F	Dimensions Metric <i>1 inch = 2.54 cm</i> <i>1 inch = 25.4 mm</i>	 1051 Lea Drive - Collegeville, PA 19426 Tel. 215 513 9400 - Fax 610 831 0215 www.ws bathcollections.com - info@ws bathcollectins.com
---------------------------	---------------------------------	--	---

Product Specs Sheets



Collection
Flow

Model |
Flow T1.16.3F

Dimensions Metric
1 inch = 2.54 cm
1 inch = 25.4 mm

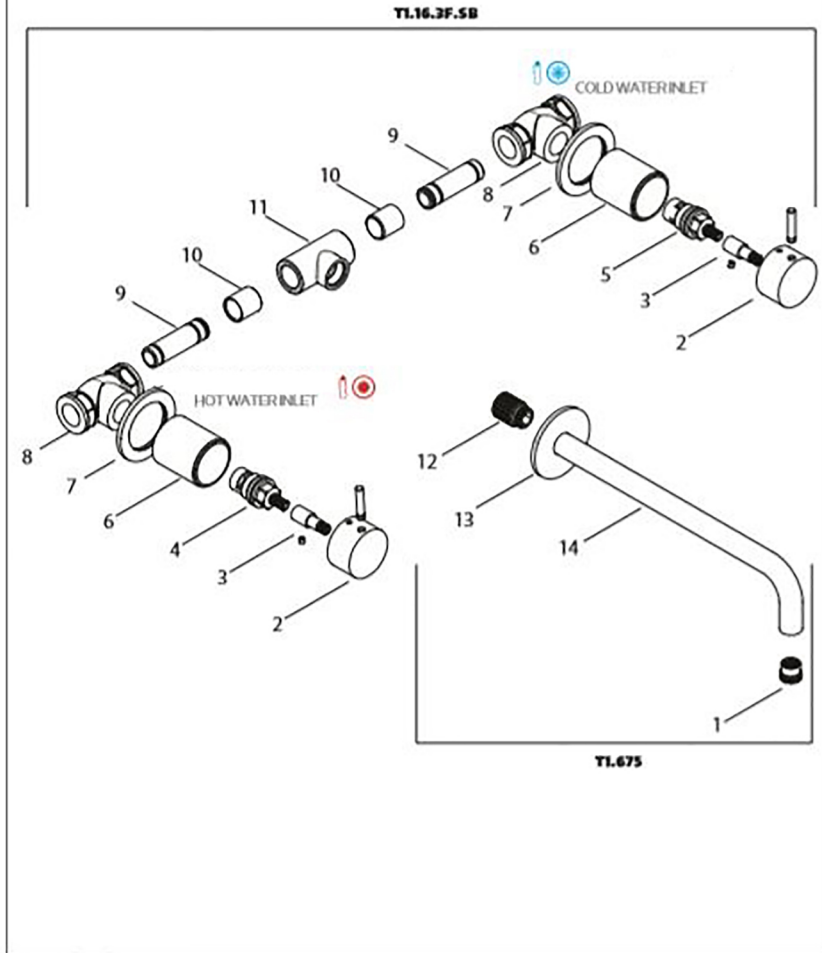
WS®
BATH
COLLECTIONS

1051 Lea Drive - Collegeville, PA 19426
Tel. 215 513 9400 - Fax 610 831 0215
www.ws bathcollections.com - info@ws bathcollectins.com

Product Specs Sheets / Parts Diagram

Note: Item Fully Assembled

FOR ASSEMBLY FOLLOW THE INDICATIONS OF THE DRAWING



TECHNICAL DATA

Nº	REFERENCE	DESCRIPTION
01	AR1.16	AERATOR
02	---	HANDLE
03	---	HEADWORK INCREASE ELEMENT
04	CA4.12Q	HEADWORK 1/2" HOT
05	CA4.12F	HEADWORK 1/2" COLD
06	---	HOOD
07	ES1.60MP	PLATE
08	---	STOP COCK 1/2"
09	---	CONNECTION TUBE
10	---	REDUCTION ADAPTER
11	---	CONNECTION T
12	---	CANNON
13	ES1.60BP	SPOUT PLATE
14	---	SPOUT

INSTALLATION RECOMENDATIONS

Before installing a tap, it is good to rinse the supply pipes to remove all residues. We also recommend installing the taps with a filter. The installation of the tap must be done with the surface clean and dry, to perform the water pressure test, the taps must be open.

CLEANING AND MAINTENANCE

Cleaning must be done with liquid soap and water. Do not use liquid detergents containing abrasive or acidic substances, abrasive sponges or disinfectants. Incorrect cleaning may permanently ruin the surface of taps.

On color finishings, do not use products containing alcohol, acetone and other solvents.

Collection
Flow

Model |
Flow T1.16.3F

Dimensions Metric

1 inch = 2.54 cm
1 inch = 25.4 mm

WS[®]
BATH
COLLECTIONS

1051 Lea Drive - Collegeville, PA 19426
Tel. 215 513 9400 - Fax 610 831 0215

www.ws bathcollections.com - info@ws bathcollectins.com