

## Ambra 120LF

### Features

- Complete Vanity Unit
- Available in 6 Finishes: Glossy White, Nordic Oak, Glossy Samara Ash, Matte White, and Matte Sand
- Free Standing Installation with Four Legs in Bright Chrome
- Two soft close drawers with organizer in upper drawer
- Two soft close doors with 105 degree opening capability for easy cabinet access
- Includes integrated sink and vanity top in gloss white solid surface material with faucet hole and overflow
- Fully assembled structure and front made of engineered wood in wood finishes and high gloss lacquered
- Handle integrated in front of furniture
- Hidden hanging bracket directly assembled with great resistance and depth regulations
- Made in Spain









### Related Items:

- WSBC 53991 | Push Waste Drain
- WSBC 53922 | Decorative Trap


### SKU# | Options

- Ambra 120LF NO | Nordic Oak
- Ambra 120LF SA | Samara Ash
- Ambra 120LF WG | Glossy White
- Ambra 120LF AN | Anthracite
- Ambra 120LF WM | Matte White
- Ambra 120LF SM | Matte Sand

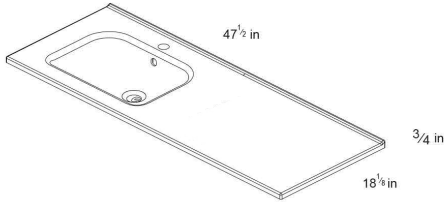


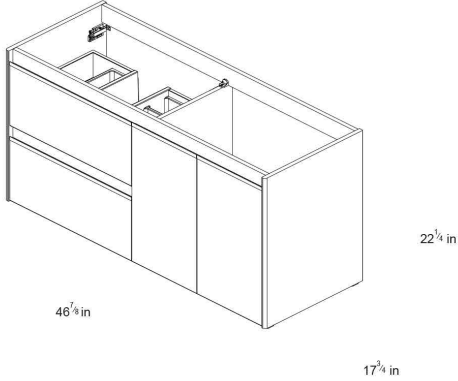














### Finishes

-  Nordic Oak
-  Samara Ash
-  Glossy White
-  Anthracite
-  Matte White
-  Matte Sand

\* WS Bath Collections reserves the right to revise dimensions or information on this sheet without notice

<b>Collection</b> Ambra	<b>Model  </b> Ambra 120LF	<b>Dimensions Metric</b> 1 inch = 2.54 cm 1 inch = 25.4 mm	 1051 Lea Drive - Collegeville, PA 19426 Tel. 215 513 9400 - Fax 610 831 0215 <a href="http://www.ws bathcollections.com">www.ws bathcollections.com</a> - <a href="mailto:info@ws bathcollections.com">info@ws bathcollections.com</a>
----------------------------	-------------------------------	--	---

## Technical features

Technical drawing	Name	Material	Colour	Colour
	<b>SLIM</b>			Gloss White
	<b>AMBRA</b> 1 Door / 2 Drawers / 1 Door	     	     	Nordic Oak Samara Ash Gloss White Anthracite Matte Sand Matte White
	<b>LEGS</b>			Chrome

## Technical information

STRUCTURE	MDF board in 5/8 in. continuous wrapping in 2D/ Cyclum Process.
FRONT	MDF board in 5/8 in. continuous wrapping in 2D/ Cyclum Process.
HANDLE	Integrated in the front of the furniture.
DRAWER	Drawers made in mokka textile poly laminate coated board with hidden partial extraction runners with soft close system. Includes organizer in upper drawer. Lower drawer useful space (widthxheightxdepth): 20 <sup>1/16</sup> x 4 <sup>5/16</sup> x 12 <sup>2/4</sup> in.
WALL HANGING BRACKET	Hidden hanging bracket of directly assembled with great resistance and depth regulations.
HINGE	105° opening, 1 <sup>3/8</sup> in. cap, easy assembly and soft close system.
LEGS	Metallic in bright chrome finish. (optional)
PIPE DEPTH	Pipe depth 2 <sup>1/54</sup> in.

Collection  
Ambra

Model |  
Ambra 120LF

Dimensions Metric  
1 inch = 2.54 cm  
1 inch = 25.4 mm

**WS**<sup>®</sup>  
BATH  
COLLECTIONS

1051 Lea Drive - Collegeville, PA 19426  
Tel. 215 513 9400 - Fax 610 831 0215  
[www.ws bathcollections.com](http://www.ws bathcollections.com) - [info@ws bathcollections.com](mailto:info@ws bathcollections.com)



ES

EN

Las cotas indicadas en los dibujos son en función de la altura de la pata del conjunto, en caso de que el mueble vaya suspendido y esta altura no se respete, dichas cotas también variarán.

Dimensions indicated in the drawing are based on the level of the whole leg, in case of wall hanging the furniture dimensions also may vary.

Collection  
Ambra

Model |  
Ambra 120LF

Dimensions Metric

1 inch = 2.54 cm  
1 inch = 25.4 mm

WS<sup>®</sup>

BATH  
COLLECTIONS

1051 Lea Drive - Collegeville, PA 19426

Tel. 215 513 9400 - Fax 610 831 0215

[www.ws bathcollections.com](http://www.ws bathcollections.com) - [info@ws bathcollections.com](mailto:info@ws bathcollections.com)

We recommend the following items that work with your sink.

Ambra 120LF

## TRAPS



WSBC 53922  
*Our best seller*

Polished Chrome  
WSBC 53922.29

Matte Black  
WSBC 53922.22



WSBC 5392

Polished Chrome  
WSBC 5392.29



WSBC 53925

Polished Chrome  
WSBC 53925.29



WSBC 53921  
*Space saving*

Polished Chrome  
WSBC 53921.29

Matte Black  
WSBC 53921.22

## DRAINS



WSBC 53991  
Push waste drain (click clack)  
*with overflow*

Polished Chrome  
WSBC 53991.29

Matte Black  
WSBC 53991.22

## MOUNTING HARDWARE

### Wall-mount installation

### Vessel/ countertop installation



Bolts



Silicone (*optional*)

Collection  
Ambra

Model |  
Ambra 120LF

Dimensions Metric  
*1 inch = 2.54 cm*  
*1 inch = 25.4 mm*

WS<sup>®</sup>  
BATH  
COLLECTIONS

1051 Lea Drive - Collegeville, PA 19426  
Tel. 215 513 9400 - Fax 610 831 0215

[www.ws bathcollections.com](http://www.ws bathcollections.com) - [info@ws bathcollections.com](mailto:info@ws bathcollections.com)