

W H I T E
S T O N E

HOX MINI : LAVABO DA PIANO E SOSPESO
OVERTOP AND WALLHUNG BASIN

CODICE/CODE: **WS04501F** da piano overtop

CODICE/CODE: **WS05401F** sospeso frontale wallhung front.

CODICE/CODE: **WS05201F** sospeso sinistro wallhung left

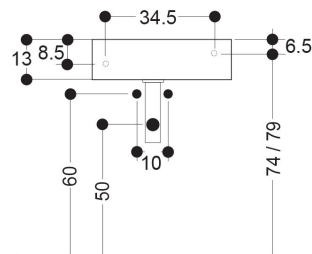
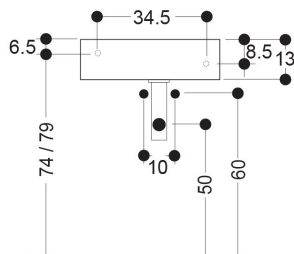
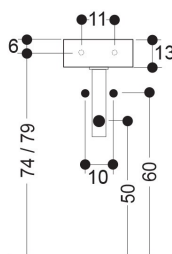
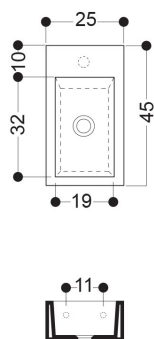
CODICE/CODE: **WS05301F** sospeso dstro wallhung right

MISURE/SIZE: **45x25 H13 CM**

PESO/WEIGHT: **6,5 KG**

N.B.: Le misure indicate possono subire una variazione dello 0,8 % circa, dovuta ad usura stampi o a piccole variazioni delle caratteristiche tecniche relative alle materie prime che compongono l'impasto.

N.B.: Indicated size could have a variation of about 0,8 % due to the usure of the moulds or the small variations of the raw materials' technical characteristics used in the mixture.



Collection
Whitestone

Model |
Hox 45 - Mini

Dimensions Metric

1 inch = 2.54 cm
1 inch = 25.4 mm

WS[®]
BATH
COLLECTIONS

1051 Lea Drive - Collegeville, PA 19426
Tel. 215 513 9400 - Fax 610 831 0215
www.ws bathcollections.com - info@ws bathcollections.com

We recommend the following items that work with your sink.

TRAPS



Linea 53922
Our best seller



Linea 5392



Linea 53925



Linea 53921
Space saving

DRAINS



Linea 53995
Push waste drain (click clack)
without overflow

MOUNTING HARDWARE

Wall-mount installation



Bolts

Vessel/ countertop installation



Silicone (*optional*)

Collection
Whitestone

Model |
Hox 45 - Mini

Dimensions Metric
1 inch = 2.54 cm
1 inch = 25.4 mm

WS[®]
BATH
COLLECTIONS

1051 Lea Drive - Collegeville, PA 19426
Tel. 215 513 9400 - Fax 610 831 0215
www.ws bathcollections.com - info@ws bathcollections.com