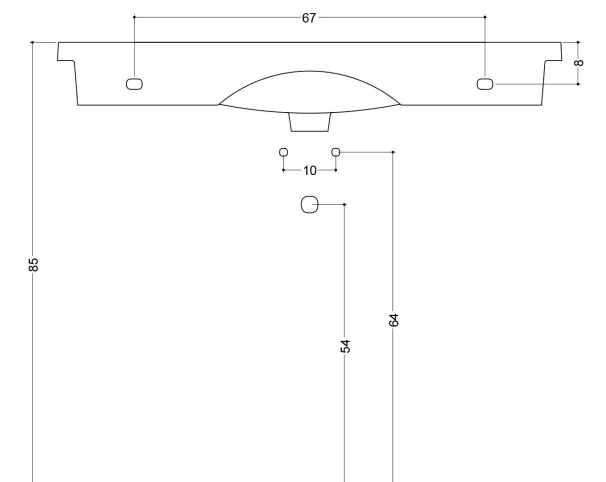
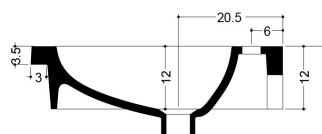
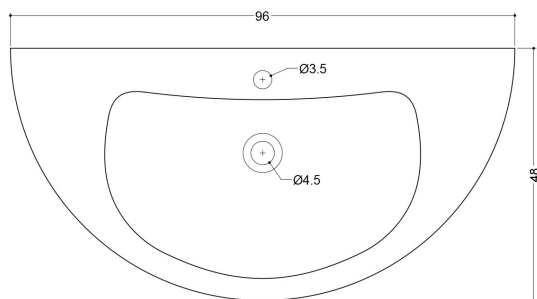


# AXA

KART

WS32101F\_CONSOLE 96X48 CM



N.B.: Le misure indicate possono subire una variazione dello 0,8 % circa, dovuta ad usura stampi o a piccole variazioni delle caratteristiche tecniche relative alle materie prime che compongono l' impasto.

N.B.: Indicated size could have a variation of about 0,8 % due to the usure of the moulds or the small variations of the raw materials' technical characteristics used in the mixture.

Collection  
Kart

Model |  
Kart 96 - WS32101F

Dimensions Metric

1 inch = 2.54 cm  
1 inch = 25.4 mm

**WS**<sup>®</sup>  
BATH  
COLLECTIONS

1051 Lea Drive - Collegeville, PA 19426  
Tel. 215 513 9400 - Fax 610 831 0215  
[www.ws bathcollections.com](http://www.ws bathcollections.com) - [info@ws bathcollections.com](mailto:info@ws bathcollections.com)

We recommend the following items that work with your sink.

## TRAPS



Linea 53922  
*Our best seller*



Linea 5392



Linea 53925



Linea 53921  
*Space saving*

## DRAINS



Linea 53991  
Push waste drain (click clack)  
*with overflow*

## MOUNTING HARDWARE

### Wall-mount installation

### Vessel/ countertop installation



Bolts



Silicone (*optional*)

Collection  
Kart

Model |  
Kart 96 - WS32101F

Dimensions Metric  
*1 inch = 2.54 cm*  
*1 inch = 25.4 mm*



1051 Lea Drive - Collegeville, PA 19426  
Tel. 215 513 9400 - Fax 610 831 0215  
[www.ws bathcollections.com](http://www.ws bathcollections.com) - [info@ws bathcollections.com](mailto:info@ws bathcollections.com)