



Standard Microwave Oven

The Wolf standard microwave oven with optional trim can be used in combination with a Wolf built-in oven and/or warming drawer to finish off your cooking tower with an integrated look. You can choose from two different trim styles to match our built-in ovens. Model MW24 may also be used in a freestanding application. This is the only standard microwave oven that deserves the Wolf name.



Model MW24 shown with 30" L series trim installed above model SO30F/S built-in oven (framed) and model WWD30 warming drawer with stainless steel drawer front. Also shown, model DF604CF dual fuel range.

FEATURES

- Built-in or freestanding standard microwave oven with 2.0 cu ft capacity and 1200 watts of power.
- Stainless steel trim to match L series and E series ovens.
- Black glass E series trim.
- Sensor cooking.
- Easy-to-operate control panel and programmable power options.
- Interactive display—99 minutes, 99 seconds.
- Warming feature.
- Menu label and food guide.
- Multi-language—English, French and Spanish.
- Removable turntable and support.
- Safety door latches—oven will not operate unless the door is closed.
- Oven light comes on when oven is operating or door is open.
- Tight door seals with one-touch door open pad.

BUILT-IN TRIM KITS

- 27" E series.
- 30" E series.
- 30" L series.

ACCESSORIES

The optional trim kits listed above are available as sales accessories through your authorized Wolf dealer. For local dealer information, visit the find a showroom section of our website, wolfappliance.com.



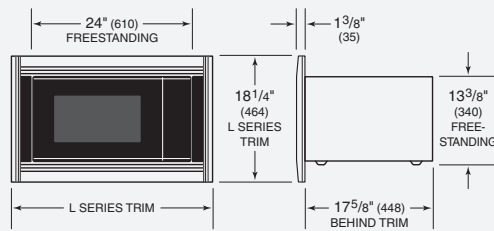
This appliance is certified by Star-K to meet strict religious regulations in conjunction with specific instructions found on www.star-k.org.



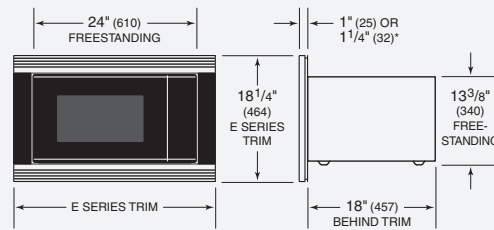
Standard Microwave Oven

OVERALL DIMENSIONS

L Series Trim



E Series Trim



*1" (25) for professional and transitional trim and 1 1/4" (32) for contemporary trim.

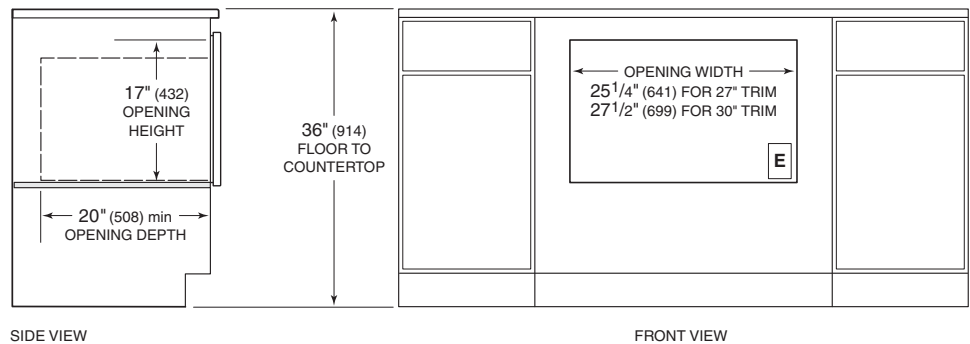
Unit dimensions may vary by $\pm 1/8$ ".

SPECIFICATIONS

Overall Width (freestanding)	24"
Overall Width with 30" Trim	29 ⁷ / ₈ "
Overall Width with 27" Trim	26 ⁷ / ₈ "
Overall Height (freestanding)	13 ³ / ₈ "
Overall Height with Trim	18 ¹ / ₄ "
Overall Depth	19 ¹ / ₈ "
Interior Capacity	2.0 cu ft
Interior Dimensions	17 ³ / ₈ " W x 10 ¹ / ₂ " H x 18 ⁵ / ₈ " D
Power	1200 W
Electrical Requirements	120 V AC, 60 Hz 15 amp circuit
Power Cord	3' cord with grounded plug
Shipping Weight	50 lbs

INSTALLATION SPECIFICATIONS

Built-In Installation with Trim



SIDE VIEW

FRONT VIEW

Dashed line represents profile of unit.

INSTALLATION NOTES

If the microwave oven is built in, a trim kit is required for proper ventilation.

Specifications will vary with L series and E series trim kits. Refer to installation instructions provided with the trim kit for detailed specifications.

Complete installation specifications can be found on our website, wolfappliance.com.

Dimensions in parentheses are in millimeters unless otherwise specified.