

SO36U/S



FEATURES

Roast foods faster and more consistently with dual convection

Assures predictably delicious results with a variety of modes, including Convection Roast, Proof, and Dehydrate

Insert a temperature probe to tell you exactly when it is done—it will alert you the moment the dish is ready

Includes options such as self-clean, delayed start, timed cook, Sabbath mode, and more

Fit a wider variety of dishes within the expansive interior of our widest 36" oven

Rotate Wolf's exclusive control panel out of sight when not in use

ACCESSORIES

30" Broiler Pan

36" Bake Stone Kit

36" Full-Extension Ball Bearing Rack

Dehydration Kit

Temperature Probe

Accessories available through an authorized dealer.

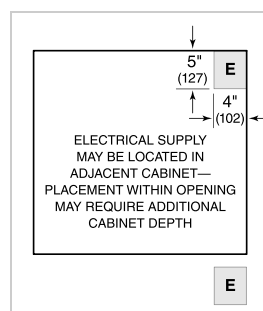
For local dealer information, visit subzero-wolf.com/locator.



PRODUCT SPECIFICATIONS

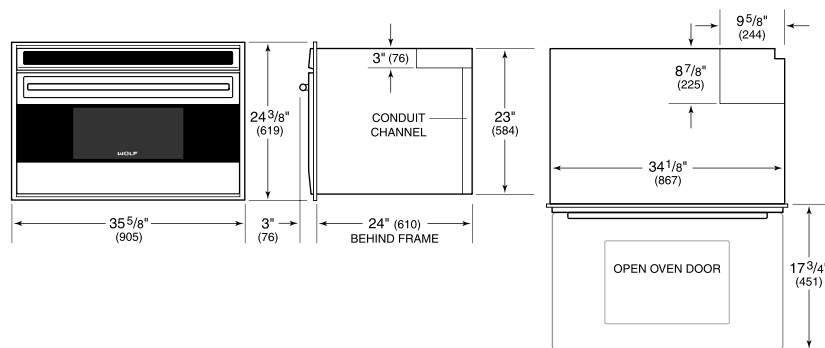
Model	SO36U/S
Dimensions	35 5/8"W x 24 3/8"H x 24"D
Oven 1 Interior Dimensions	30"W x 13 1/4"H x 19"D
Overall Capacity	4.4 cu. ft.
Usable Capacity	2.7 cu. ft.
Door Clearance	17 3/4"
Weight	288 lbs
Electrical Supply	240/208 VAC, 60 Hz
Electrical Service	30 amp circuit
Conduit Length	4 Feet

ELECTRICAL

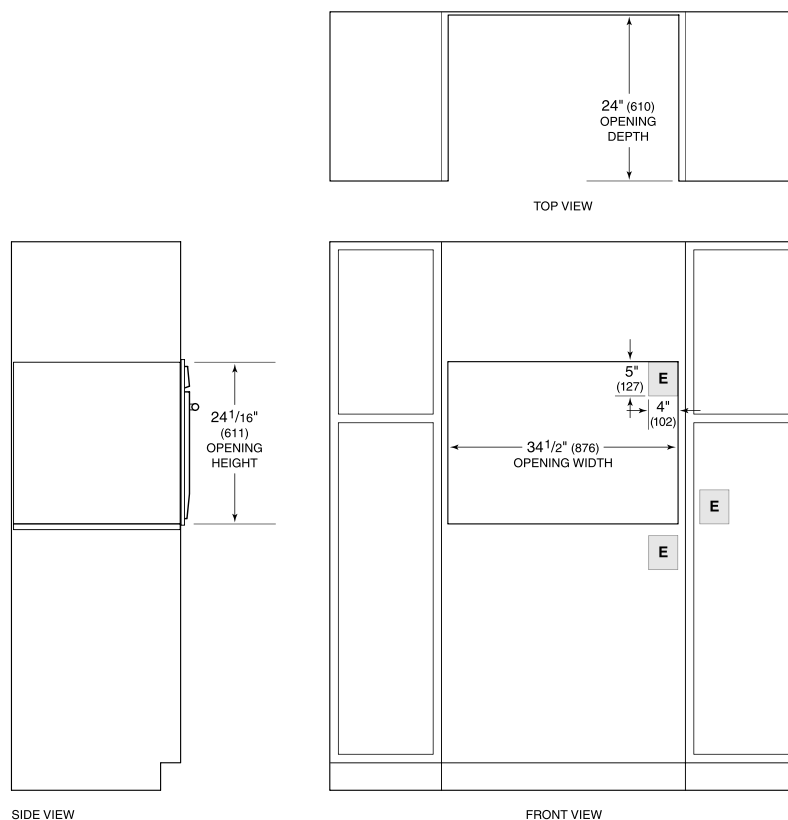


NOTE: Dimensions in parenthesis are in millimeters unless otherwise specified

DIMENSIONS



STANDARD INSTALLATION



NOTE: Location of electrical supply within opening may require additional cabinet depth.