

## CI152TF/S

### FEATURES

Distributes heat more evenly with 40 percent faster temperature response than gas or electric

Transfer heat more efficiently due to energy supplied directly to the cookware

Enjoy cooking with lightning-fast highs and subtle lows

Pair our slim 15" width with other Wolf modules for an integrated design

Promote safer and easier cooking with cookware sensing guards

Cleanup is a snap with the black ceramic glass surface

Enjoy the illuminated touch controls and convenient lock feature

### ACCESSORIES

Cooktop/Module Filler Strip

Cooktop/Module Filler Strip for Downdrafts

Accessories available through an authorized dealer.  
For local dealer information, visit [subzero-wolf.com/locator](http://subzero-wolf.com/locator).



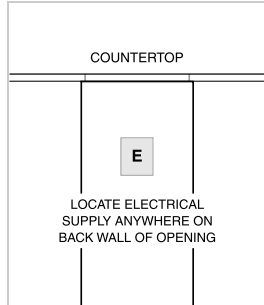
### COOKTOP SPECIFICATIONS

- True simmer and melt settings
- Black glass ceramic surface
- 1 - 1,400 W element
- 1 - 2,300 W element with 3,150 W boost

**PRODUCT SPECIFICATIONS**

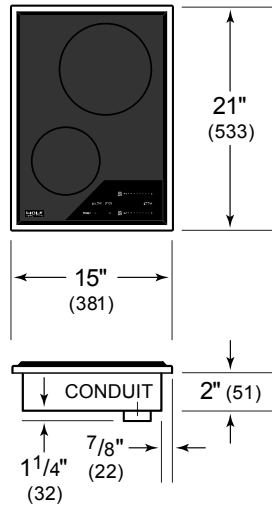
Model	C1152TF/S
Dimensions	15"W x 2"H x 21"D
Electrical Supply	3-wire, 240/208 VAC, 60 Hz
Electrical Service	20 amp dedicated circuit
Conduit Length	4 Feet

**ELECTRICAL**

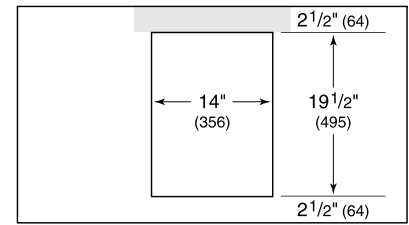


**NOTE:** Dimensions in parenthesis are in millimeters unless otherwise specified

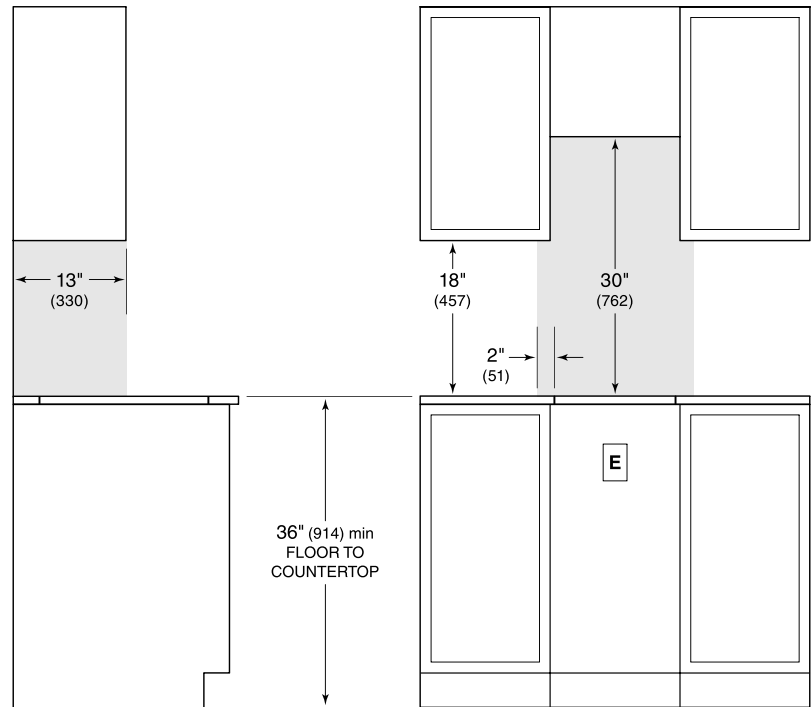
**DIMENSIONS**



**STANDARD INSTALLATION**



COUNTERTOP CUT-OUT



SIDE VIEW

FRONT VIEW

**NOTE:** Shaded area above countertop indicates minimum clearance to combustible surfaces, combustible materials cannot be located within this area.