



# OWNER'S MANUAL

## INSTALLATION INSTRUCTIONS

VISITEZ NOTRE SITE WEB POUR LA VERSION FRANÇAISE DE CE MANUEL  
VISITE NUESTRA PÁGINA WEB PARA LA VERSIÓN EN ESPAÑOL DE ESTE MANUAL  
<https://www.williamscomfortprod.com/products/furnaces/>

# SARATOGA TRIPOD

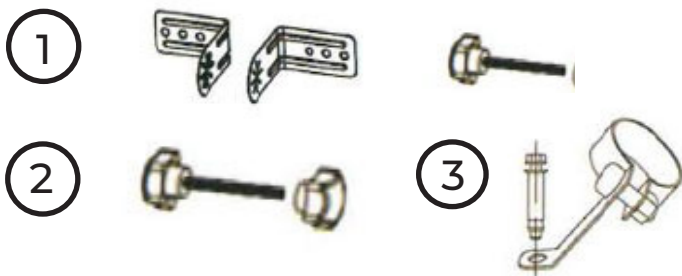
MODEL NUMBER: TP01

SAVE THIS MANUAL FOR FUTURE REFERENCE.

## INSTALLATION

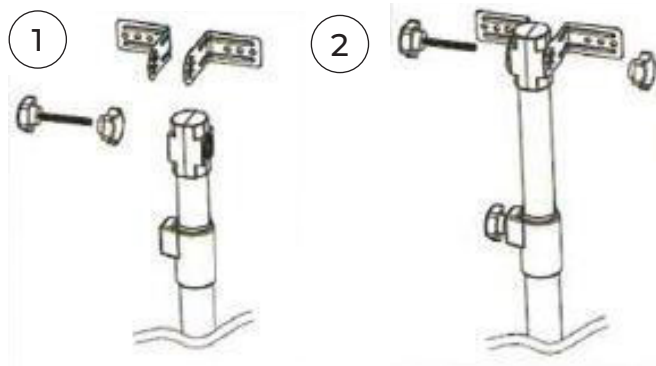
### Accessories:

1. L Shape bracket: 2 pieces  
(not included with stand, the bracket is packed with the heater)
2. Nut: 1 Set
3. Fix bracket & Screws: 3 set



### Steps:

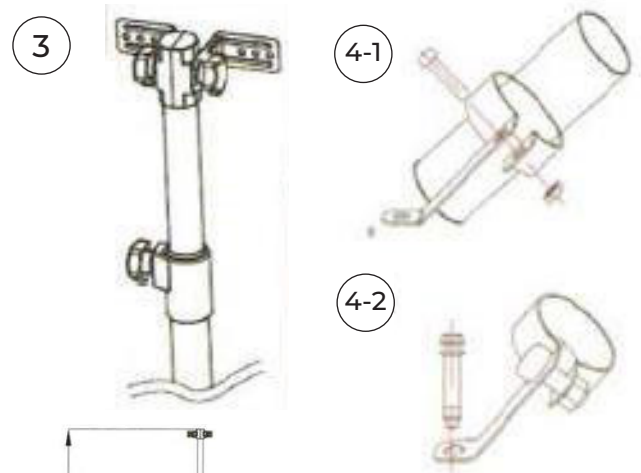
1. Place the L-shaped bracket onto stand
2. Secure the L-shaped bracket to the stand using a screw
3. Adjust the L-shaped brackets to their proper position.
4. Secure the stand to the ground



## Assembly & Operating Instructions



Please read carefully and save these instructions



**Attention: the stand must be secured to the ground before use**

- Please read the safety instructions carefully before first use and observe the safety instructions to prevent damage due to misuse, improper operation and improper environmental conditions.
- Check the device after removing the packaging if there is any damage.
- The packaging material should be disposed of correctly and not stored where it can be accessible by children.
- This appliance is only for the purpose for which it was explicitly developed. Any other use is regarded as improper and therefore dangerous.
- The supplier is not liable for damage to persons and / or property damage due to improper or incorrect use.
- This appliance can be used by children aged from 15 years and over and persons with reduced by physical, sensory, or mental capabilities or lack of experience and knowledge, provided they have been given supervision or instruction concerning use of appliance in a safe and understand the hazards involved.
- Children shall not play with the appliance.
- Cleaning and maintenance should only be carried out by a competent adult.
- Please make sure to place the device on a suitable and waterproof surface, so that spilled liquids cannot cause harm.
- Repairs to electrical appliances must only be carried out by trained personnel.
- Improperly performed repairs and alterations to the equipment can have dangerous consequences for the user and the warranty will be void.



# WILLIAMS™



[www.williamscomfortprod.com](http://www.williamscomfortprod.com) | 888-444-1212 | 250 West Laurel Street, Colton CA 92324 USA

Subject to change without notice | © 2023

