

Monterey PLUS+ Home Furnace

 **WILLIAMS**
Comfort Products



Dual-Wall Top-Vent 50,000 Btu/hr.

Williams' 50,000 Btu/hr. dual-wall model, with patented, energy-maximizing side-relief draft hood openings, will heat two or more rooms, quickly and economically. Conveniently installs in the wall to heat two adjacent rooms (25,000 Btu/hr. on each side).

Traditional home comfort with lower heating costs, convenience and high-efficiency!

Value-for-your-money-priced models feature energy and money-saving operating costs. Easily recessed or surface-mounted options are great in homes, schools, cabins, apartments, offices and shops.

Heating rooms individually allows comfort in areas being used while saving fuel cost in unused areas.

For additional money-saving efficiency, install one of our optional blowers.



25,000 - 35,000 Btu/hr.

Design Features

- ✓ High-Efficiency Monterey Models
- ✓ No electricity required
- ✓ "Matchless" pilot igniter
- ✓ Easy installation
- ✓ Patented, side-relief opening draft hood design reduces flue gas temperature to minimize normal heat loss
- ✓ Natural and propane gas models (conversion kits available)
- ✓ Automatic temperature and safety controls
- ✓ Resettable vent-limit safety switch
- ✓ Thermostat included, may be wall or cabinet-mounted

Monterey Plus Home Furnaces

Model Number		Btu/hr. Input	Btu/hr. Output	Efficiency Percentages		Face Panel Dimensions			Type of Control	Shipping Weight (lbs.)
Natural	Propane			Thermal	AFUE	Width	Depth	Height		
MONTEREY HOME FURNACES - Single-Sided <i>Conversion Kit Available</i>										
2509822	2509821	25,000	19,200	77	71	16"	6"	65¾"	Millivolt Wall or Cabinet	83
3509822	3509821	35,000	25,000	71	69	16"	6"	65¾"	Millivolt Wall or Cabinet	83
MONTEREY HOME FURNACES - Double-Sided <i>Conversion Kit Available</i>										
5009822	5009821	50,000	38,000	78	70	16"	6" each side	65¾"	Millivolt Wall or Cabinet	137

Gas Connection: ½" • All models are rated for up to 2,000' elevation

Features

"Matchless" Pilot Igniter

All models include a "matchless" pilot igniter. Assures convenient pilot lighting without the matches.

Automatic Thermostat

No Electricity Required - *Included with all models*

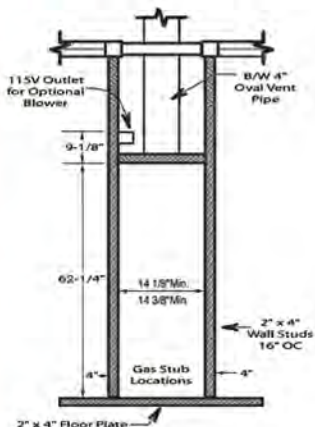
All models are equipped with a self-generating millivolt thermostat that may be wall- or cabinet-mounted. All models feature resettable vent-limit safety switch as standard equipment.

Contemporary Finish

Soft-white, powder-coated high-heat-resistant finish to complement any décor.

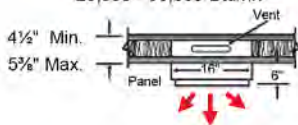
Dimensions and Clearances

- 4" to intersecting wall
- 16" from top of appliance to ceiling



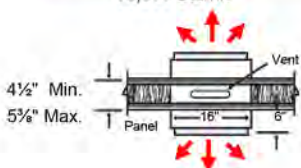
Top-View Single-Sided Model

25,000 - 35,000 Btu/hr.



Top-View Double-Sided Model

50,000 Btu/hr.



Great During
Power Outages!
No Electricity
Required

Accessories

Blower

Attaches to the top of Monterey Furnaces with ON/OFF switch or automatic operation. Improves circulation of warm air and reduces temperature differences in the room. Optional deluxe blower for increased air flow. Two blowers may be used on 50,000 Btu/hr.

Model 2901, 100 CFM, shipping weight 9 lbs.

Model 2907, 125 CFM, shipping weight 9 lbs.



Rear-Outlet Register

Chain-operated damper with register flush on rear wall, adjusts amount of heat delivered through rear register. Motorized rear-outlet register for increased airflow also available.

Model 6901, Standard model, shipping weight 4 lbs.

Model 6919, Motorized model for recessed installation

Model 6920, Motorized model for surface-mounted installation

Shipping weight on 6919 and 6920, 10 lbs.



Motorized
Model Shown

High-Altitude Models

Elevation	Btu/hr.	Model Number	
		Natural Gas	LP Gas
2,001 - 4,000'	25,000	2519822	2539822
4,001 - 6,000'	25,000	2539822	2559822
6,001 - 8,000'	25,000	2559822	2579822
2,001 - 4,000'	35,000	3519822	3539822
4,001 - 6,000'	35,000	3539822	3559822
6,001 - 8,000'	35,000	3559822	3579822
2,001 - 4,000'	50,000	5019822	5039822
4,001 - 6,000'	50,000	5039822	5059822
6,001 - 8,000'	50,000	5059822	5079822

Conversion Kits

Natural Gas to LP Gas or LP Gas to Natural Gas selections available.

Oval-Vent Starter Kit

Contains hold down plate, oval-to-round-adapter, spacer plates and two pieces of two-foot lengths of oval pipe.

Model 9929, shipping weight 9 lbs.



Vent Adapter

Surface-mounted furnace installations only.

Model 9910, with optional blower installed

Model 9902, without optional blower installed

Shipping weight 3 lbs.



Freestanding Kit

Allows single-sided furnaces to be surface mounted instead of recessed. Ideal for remodeling in existing masonry wall construction or when wall studs are substandard. *Furnace or panel not included.*

Model 4901, shipping weight 23 lbs.



Replacement Face Panel

Soft-white, powder-coated replacement face panel.

Model 4915, shipping weight 30 lbs.

Important

- Read owner's manual before using/installing.
- Photographs are representative only.
- Check local codes and ordinances for permitted uses.
- Consult installation manual for clearances prior to installation.
- We reserve the right to amend product specifications without notice.
- Installation and servicing recommended by a qualified service person.
- Please read the warranty for any limitations of disclaimers. Combustion chamber carries a ten-year limited warranty. All other parts carry a one-year limited warranty.
- Venting must comply with the "Venting and Chimney Requirements" section of instruction manual.
- Massachusetts approval G1-0713-515.



Scan for more
information on
Williams' products



WILLIAMS
Comfort Products

250 West Laurel Street · Colton, California 92324 USA
(909) 825-0993 · Fax: (909) 370-0581 or (909) 824-8009
Consumer Line: (888) 256-6465
www.e-wfc.com

facebook.com/WilliamsProducts · linkedin.com/company/williams
twitter.com/WilliamsProduct · instagram.com/williamsproducts · youtube.com/user/WilliamsProducts