

## Item Number 7226400

## Madeline Ceiling Fan

56 in. White Finish  
White Blades Opal Frosted Glass

### Specifications

Size .....	56"
Blades.....	Polycarbonate Blades (White)
Blade Pitch.....	14°
Approved Location .....	Indoor
Suggested Room Size.....	Great Room (up to 20x20)
Down Rod.....	3/4" x 6"
Installation.....	Down Rod Only
Max. Ceiling Angle.....	N/A
Lead Wire .....	54"
Light Bulb Usage.....	Includes 24 Watt Integrated LED
Control .....	Remote Control Included
Motor Finish.....	White
Motor Material .....	Silicon Steel Motor 172mm x 15mm
Reverse Airflow.....	Yes
Capacitor .....	Single
Switch Housing Cap.....	Not Included



### Energy Information


	<u>With down rod</u>	<u>Hugger/ Without down rod</u>
Airflow (CFM) when operated at high speed.....	5596	N/A
Energy Use (excludes lights) <sup>Δ</sup> .....	34	N/A
Airflow (CFM) <sup>Δ</sup> .....	3811	N/A
Airflow Efficiency (CFM/W) <sup>Δ</sup> .....	112	N/A
Estimated Yearly Energy Cost <sup>Δ</sup> .....	\$10	N/A
RPM (High) .....	155	
Amp (High) .....	0.47	
Watts (High) .....	55	



### Light Source

Number of Lamps.....	1
Energy Use (Watts) <sup>†</sup> .....	24
Equiv. Incand. Wattage <sup>†</sup> .....	60
Light Appearance (Kelvin).....	3000
Lumen <sup>†</sup> .....	895
CRI.....	90
Average Rated Hours.....	25000
Life in Years <sup>**†</sup> .....	22.80
Estimated Yearly Energy Cost..	\$2.89

Specifications are subject to change without notice, please visit [www.westinghouselighting.com](http://www.westinghouselighting.com) for latest information.

 WESTINGHOUSE, and INNOVATION YOU CAN BE SURE OF are trademarks of Westinghouse Electric Corporation.  
Used under license by Westinghouse Lighting. All Rights Reserved.

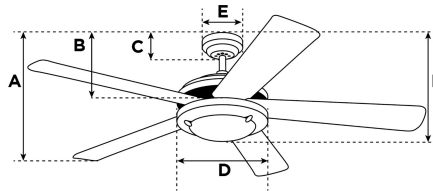
<sup>Δ</sup> Based on typical use, excluding lights  
<sup>\*</sup> Based on 12 cents per kWh and 6.4 hours use per day  
<sup>†</sup> Values are per lamp  
<sup>\*\*</sup> Based on 3hrs./day

## Item Number 7226400

## Madeline Ceiling Fan

56 in. White Finish  
White Blades Opal Frosted Glass

A. Top of Canopy to Bottom of Blades .....	9.8"
B. Top of Canopy to Bottom of Switch House .....	12.6"
C. Top of Canopy to Bottom of Canopy .....	2.1"
D. Width of Motor Housing.....	10.3"
E. Width of Canopy.....	5.9"
F. Top of Canopy to Bottom of Glass.....	14.5"




If a Combo Style Fan with a 4" Down Rod is installed without the Down Rod, Subtract 3" from the Dimensions Listed (A, B, F).  
If a Combo Style Fan with a 6" Down Rod is installed without the Down Rod, Subtract 5" from the Dimensions Listed (A, B, F).

## Warranty

Ceiling fans backed by our Limited Lifetime Warranty have a lifetime motor warranty and a 2-year warranty on all other parts.

Specifications are subject to change without notice, please visit [www.westinghouselighting.com](http://www.westinghouselighting.com) for latest information.

 WESTINGHOUSE, and INNOVATION YOU CAN BE SURE OF are trademarks of Westinghouse Electric Corporation.  
Used under license by Westinghouse Lighting. All Rights Reserved.