

Item Number 7226200

Kelcie Ceiling Fan

52 in. White Finish
Reversible Blades (White/Silver) Crystal Jewel Shade

Specifications

Size	52"
Blades.....	Reversible Plywood Blades (White/Silver)
Blade Pitch.....	12°
Approved Location	Indoor
Suggested Room Size.....	Large Room (up to 15x15)
Down Rod.....	3/4" x 6"
Installation.....	Down Rod Only
Max. Ceiling Angle.....	N/A
Lead Wire	54"
Light Bulb Usage.....	Includes (2) Medium (E26) Base, 6.5 Watt A19 Filament LED Lamps
Control	Remote Control Included
Motor Finish.....	White
Motor Material	Silicon Steel Motor 153mm x 18mm
Reverse Airflow.....	Yes
Capacitor	Single
Switch Housing Cap.....	Not Included



Reversible Silver Finish Blades

Energy Information


	With down rod	Hugger/ Without down rod
Airflow (CFM) when operated at high speed.....	4464	N/A
Energy Use (excludes lights) ^Δ	40	N/A
Airflow (CFM) ^Δ	3186	N/A
Airflow Efficiency (CFM/W) ^Δ	80	N/A
Estimated Yearly Energy Cost ^Δ	\$11	N/A
RPM (High)	194	
Amp (High)	0.53	
Watts (High)	59	



Light Source

Number of Lamps.....	2
Energy Use (Watts) [†]	6.50
Equiv. Incand. Wattage [†]	60
Light Appearance (Kelvin).....	2700
Lumen [†]	810
CRI.....	80
Average Rated Hours.....	15000
Life in Years ^{**†}	13.60
Estimated Yearly Energy Cost..	\$0.78

Specifications are subject to change without notice, please visit www.westinghouselighting.com for latest information.

 WESTINGHOUSE, and INNOVATION YOU CAN BE SURE OF are trademarks of Westinghouse Electric Corporation. Used under license by Westinghouse Lighting. All Rights Reserved.

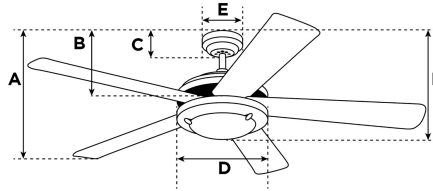
^Δ Based on typical use, excluding lights
^{*} Based on 12 cents per kWh and 6.4 hours use per day
[†] Values are per lamp
^{**} Based on 3hrs./day

Item Number 7226200

Kelcie Ceiling Fan

52 in. White Finish
 Reversible Blades (White/Silver) Crystal Jewel Shade

A. Top of Canopy to Bottom of Blades	12.6"
B. Top of Canopy to Bottom of Switch House	10.4"
C. Top of Canopy to Bottom of Canopy	2.1"
D. Width of Motor Housing.....	10.2"
E. Width of Canopy.....	5.1"
F. Top of Canopy to Bottom of Glass.....	19.1"




If a Combo Style Fan with a 4" Down Rod is installed without the Down Rod, Subtract 3" from the Dimensions Listed (A, B, F).
 If a Combo Style Fan with a 6" Down Rod is installed without the Down Rod, Subtract 5" from the Dimensions Listed (A, B, F).

Warranty

Ceiling fans backed by our Limited Lifetime Warranty have a lifetime motor warranty and a 2-year warranty on all other parts.

Specifications are subject to change without notice, please visit www.westinghouselighting.com for latest information.

 WESTINGHOUSE, and INNOVATION YOU CAN BE SURE OF are trademarks of Westinghouse Electric Corporation.
 Used under license by Westinghouse Lighting. All Rights Reserved.