

# Series 05 and LF05 Water Hammer Arrestors

Sizes: 1/4" - 3/4" (8 - 20mm)

## Installation

Shock waves are caused by fast acting valves and can be controlled by using a shock arrestor. Use one unit for each hot and cold water line.

For new or existing water lines with pressures up to 150psi (10.3 bar) and temperature ranges of 33°F to 180°F (0.5°C to 82°C). Systems which exceed 60psi shall be installed with a pressure reducing valve upstream of the unit.

Select a location as close to the source of shock (i.e. dishwasher, icemaker, toilet or faucet) as possible. Allow sufficient clearance for installation.

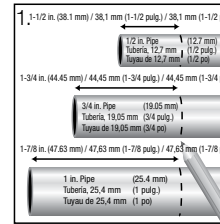
For your safety these units are pre-charged at the factory and are not rechargeable or repairable.

Although they function in any orientation, Figure 1, 2 & 3 show the proper installation where the shock would be absorbed most effectively.

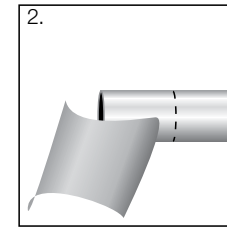


## Quick-Connect Installation

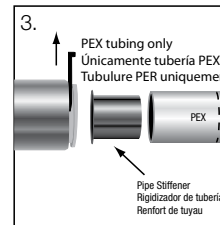
### To Connect



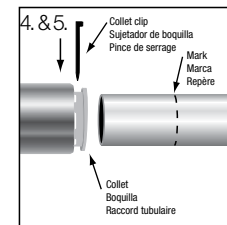
1. Mark pipe as shown. This is pipe insertion depth.



2. Clean pipe end.

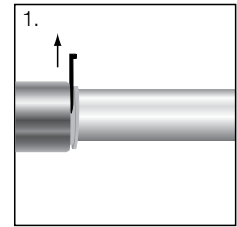


3. Remove collet clip. If using PEX tubing, insert pipe stiffener (provided) into end of tubing.

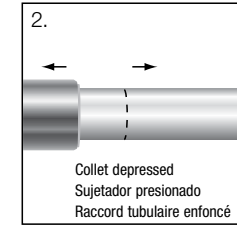


4. Push pipe or tubing into fitting up to mark.  
5. Insert collet clip.

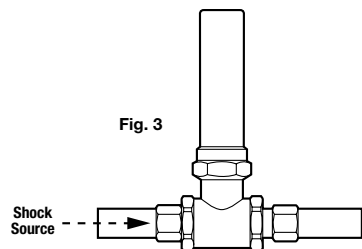
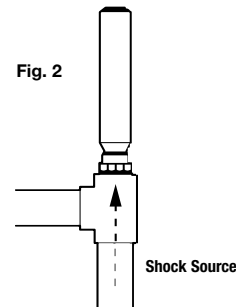
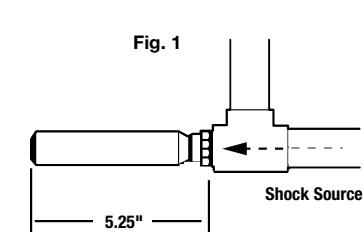
### To Disconnect



1. Remove collet clip.



2. Depress collet.  
3. Pull pipe or tubing from fitting.



### CALIFORNIA PROPOSITION 65 WARNING

**WARNING:** This product contains chemicals known to the State of California to cause cancer and birth defects or other reproductive harm. (California law requires this warning to be given to customers in the State of California.)

For more information: [www.watts.com/prop65](http://www.watts.com/prop65)

**Limited Warranty:** Watts Regulator Co. (the "Company") warrants each product to be free from defects in material and workmanship under normal usage for a period of one year from the date of original shipment. In the event of such defects within the warranty period, the Company will, at its option, replace or recondition the product without charge.

**THE WARRANTY SET FORTH HEREIN IS GIVEN EXPRESSLY AND IS THE ONLY WARRANTY GIVEN BY THE COMPANY WITH RESPECT TO THE PRODUCT. THE COMPANY MAKES NO OTHER WARRANTIES, EXPRESS OR IMPLIED. THE COMPANY HEREBY SPECIFICALLY DISCLAIMS ALL OTHER WARRANTIES, EXPRESS OR IMPLIED, INCLUDING BUT NOT LIMITED TO THE IMPLIED WARRANTIES OF MERCHANTABILITY AND FITNESS FOR A PARTICULAR PURPOSE.**

The remedy described in the first paragraph of this warranty shall constitute the sole and exclusive remedy for breach of warranty, and the Company shall not be responsible for any incidental, special or consequential damages, including without limitation, lost profits or the cost of repairing or replacing other property which is damaged if this product does not work properly, other costs resulting from labor charges, delays, vandalism, negligence, fouling caused by foreign material, damage from adverse water conditions, chemical, or any other circumstances over which the Company has no control. This warranty shall be invalidated by any abuse, misuse, misapplication, improper installation or improper maintenance or alteration of the product.

Some States do not allow limitations on how long an implied warranty lasts, and some States do not allow the exclusion or limitation of incidental or consequential damages. Therefore the above limitations may not apply to you. This Limited Warranty gives you specific legal rights, and you may have other rights that vary from State to State. You should consult applicable state laws to determine your rights. **SO FAR AS IS CONSISTENT WITH APPLICABLE STATE LAW, ANY IMPLIED WARRANTIES THAT MAY NOT BE DISCLAIMED, INCLUDING THE IMPLIED WARRANTIES OF MERCHANTABILITY AND FITNESS FOR A PARTICULAR PURPOSE, ARE LIMITED IN DURATION TO ONE YEAR FROM THE DATE OF ORIGINAL SHIPMENT.**

# WATTS®

A Watts Water Technologies Company

USA: 815 Chestnut St., No. Andover, MA 01845-6098; [www.watts.com](http://www.watts.com)  
Canada: 5435 North Service Rd., Burlington, ONT. L7L 5H7; [www.wattscanada.ca](http://www.wattscanada.ca)

**ISO 9001-2000  
CERTIFIED**

# WATTS®

# Series 05 and LF05 Water Hammer Arrestors

Sizes: 1/4" - 3/4" (8 - 20mm)

## Installation

Shock waves are caused by fast acting valves and can be controlled by using a shock arrester. Use one unit for each hot and cold water line.

For new or existing water lines with pressures up to 150psi (10.3 bar) and temperatures up to 180°F (0.5°C to 82°C). Systems which exceed 60psi shall be installed with a pressure reducing valve upstream of the unit.

Select a location as close to the source of shock (i.e. dishwasher, icemaker, toilet or faucet) as possible. Allow sufficient clearance for installation.

For your safety these units are pre-charged at the factory and are not rechargeable or repairable.

Although they function in any orientation, Figure 1, 2 & 3 show the proper installation where the shock would be absorbed most effectively.

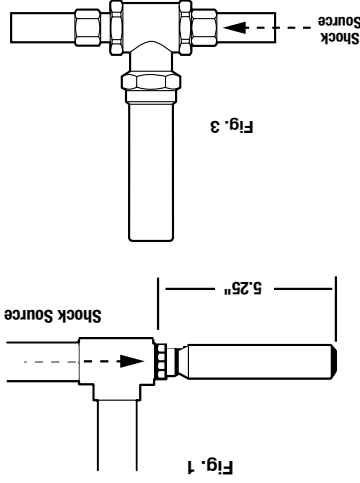


Fig. 1

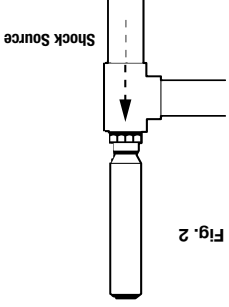


Fig. 2

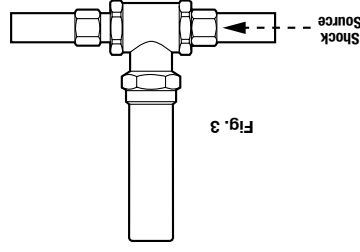


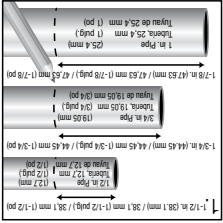
Fig. 3

**CALIFORNIA PROPOSITION 65 WARNING**  
 This product contains chemicals known to the State of California to cause cancer and birth defects or other reproductive harm.  
 (California law requires this warning to be given to customers in the State of California.)  
 For more information: [www.watts.com/propp65](http://www.watts.com/propp65)

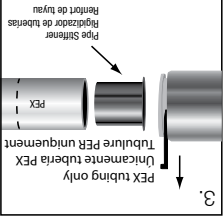


## Quick-Connect Installation

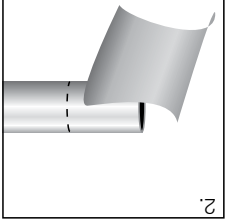
### To Connect



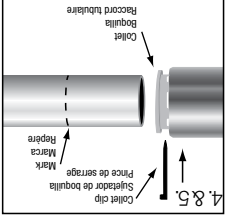
1. Mark pipe as shown. This is pipe insertion depth.



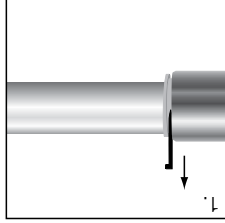
3. Remove collet clip.



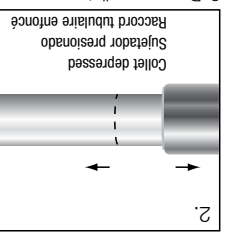
2. Clean pipe end.



4. Push pipe or tubing into fitting up to mark.
5. Insert collet clip.



1. Remove collet clip.



2. Depress collet.
3. Pull pipe or tubing from fitting.



**Limited Warranty:** Watts Regulator Co. (the "Company") warrants each product to be free from defects in material and workmanship under normal usage for a period of one year from the date of original shipment. In the event of such defects within the warranty period, the Company will, at its option, replace or recondition the product without charge. **THE WARRANTY SET FORTH HEREIN IS GIVEN EXPRESSLY AND IS THE ONLY WARRANTY GIVEN BY THE COMPANY WITH RESPECT TO THE PRODUCT. THE COMPANY MAKES NO OTHER WARRANTIES, EXPRESS OR IMPLIED, INCLUDING BUT NOT LIMITED TO THE IMPLIED WARRANTIES OF MERCHANTABILITY AND FITNESS FOR A PARTICULAR PURPOSE.** The remedy described in the first paragraph of this warranty shall constitute the sole and exclusive remedy for breach of warranty, and the Company shall not be responsible for any incidental, special or consequential damages, including work property, other costs resulting from labor charges, delays, vandalism, negligence, fouling caused by foreign material, damage from adverse water conditions, chemical, or any other circumstances over which the Company has no control. This warranty shall be invalidated by any abuse, misuse, misapplication, improper installation or improper maintenance or alteration of the product. Some States do not allow implied warranty last; and some States do not allow the exclusion or limitation of incidental or consequential damages. Therefore the above limitations may not apply to you. This Limited Warranty gives you specific legal rights, and you may have other rights that vary from State to State. You should consult applicable state laws to determine your rights. **SO FAR AS IS CONSISTENT WITH APPLICABLE STATE LAW, ANY IMPLIED WARRANTIES THAT MAY NOT BE DISCLAIMED, INCLUDING THE IMPLIED WARRANTIES OF MERCHANTABILITY AND FITNESS FOR A PARTICULAR PURPOSE, ARE LIMITED IN DURATION TO ONE YEAR FROM THE DATE OF ORIGINAL SHIPMENT.**