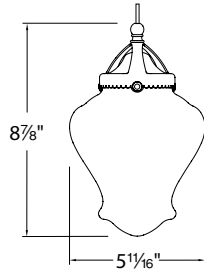


SHEFFIELD – model: G493

Early Electric Collection

WAC LIGHTING
Responsible Lighting®



Fixture Type:

Catalog Number:

Project:

Location:

PRODUCT DESCRIPTION

Handcrafted to reflect the understated beauty, uncompromising quality and durability of authentic period styling, Sheffield features a classic ginger jar style with milky white opal glass. The soft curves and fresh profile of this shapely shade feel right at home in both restored historic and eclectic interiors.

FEATURES

- Available in LED only
- Can be used on canopies, all Quick Connect™ systems and line voltage rail and track systems
- All socket sets include 72" wire that may be cut in the field
- 5 year WAC Lighting product warranty
- UL & CUL Listed

CONSTRUCTION

- **Shade:** Opal cased glass
- **LED Socket Set:** Aluminum w/clear glass lens
- **MP Canopy:** Steel
- **Adapters – Solorail™, Duorail™:** Copper
- **Adapters – 120V Track, Linear Track, Flexrail1 and 2:** Polycarbonate

COMPATIBLE SYSTEMS

Canopy (MP)

LED light source

Includes:

- Shade
- Quick Adjust™ Canopy (shown)
- Socket Set
- Lamp



The patent pending Quick Adjust™ Canopy has an adjustable cable that stores inside the canopy housing for easy in-field height adjustments.

Sold as a complete unit with a single Order Number, no adapters needed.

Quick Connect™ (QP)

LED light source

Includes:

- Shade
- Threaded Male Connector (shown)
- Socket Set
- Lamp



For use on Linear Track, 120V Track, Solorail™, Duorail™, Flexrail1™ and Flexrail2™ with proper Quick Connect™ adapter (sold separately).

Can also be used on any Quick Connect™ Canopy (sold separately) no adapter needed.

Threaded Male Connector easily joins with all Quick Connect™ Adapters and Canopies.

For Lamp Specifications and Ordering Information see next page.

WAC Lighting
www.waclighting.com
Phone (800) 526.2588 • Fax (800) 526.2585

Headquarters/Eastern Distribution Center
44 Harbor Park Drive • Port Washington, NY 11050
Phone (516) 515.5000 • Fax (516) 515.5050

Western Distribution Center
1750 Archibald Avenue • Ontario, CA 91760
Phone (800) 526.2588 • Fax (800) 526.2585

SHEFFIELD – model: G493

Early Electric Collection

WAC LIGHTING

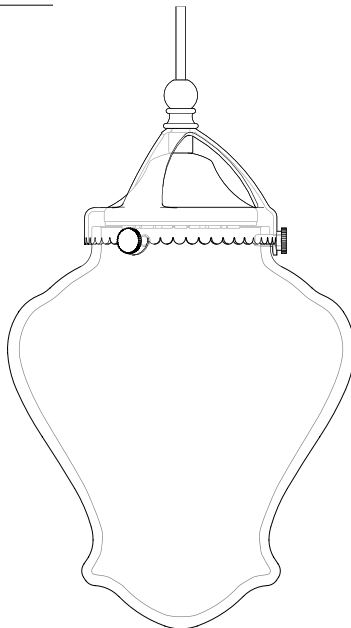
Responsible Lighting®

SOCKET SET and LAMP INFORMATION

LEDme®

LED: 12V/5.6W, 378 lumens, 3000K, CRI 85 (included)

- May be dimmed w/electronic low voltage (ELV) dimmer
- Three threaded screws are used to secure shade to socket
- 50,000 hour rated life
- Energy efficient
- No projected Ultraviolet or Infrared radiation



ORDER NUMBER

LEDme®

System		Model #	Shade Color	Finish
MP-LED	Canopy	493	WT	BN
QP-LED	Quick Connect™			CH DB

Canopy (**MP**) models ordered as complete unit.

Quick Connect™ (**QP**) models must be ordered with an adapter or canopy, see next page for ordering info.

System	Model #	Color	Finish
<input type="text"/>	<input type="text" value="493"/>	<input type="text" value="WT"/>	<input type="text"/>

Example: **MP-LED493-WT/CH**

SHADE COLORS

WT - White



FINISHES

BN - Brushed Nickel



CH - Chrome



DB - Dark Bronze



WAC Lighting

www.waclighting.com

Phone (800) 526.2588 • Fax (800) 526.2585

Headquarters/Eastern Distribution Center

44 Harbor Park Drive • Port Washington, NY 11050

Phone (516) 515.5000 • Fax (516) 515.5050

Western Distribution Center

1750 Archibald Avenue • Ontario, CA 91760







Phone (800) 526.2588 • Fax (800) 526.2585

SHEFFIELD – model: G493

Quick Connect™ Adapters and Canopies

WAC LIGHTING
Responsible Lighting®

QUICK CONNECT™ ADAPTERS (order one per fixture)






Solorail™	Model #	Finish	Duorail™	Model #	Finish	Linear	Model #	Finish
	LM-QADP	BN CH DB		LM2-QADP	BN CH DB		SADP	BK BN WT
Flexrail1™	Model #	Finish	Flexrail2™	Model #	Finish	120V Track	Model #	Finish
	HM1-EN50	DB PT		HM-EN50	DB PT		EN-LQ50AR EN-HQ50AR EN-JQ50AR	BK BN DB WT

ORDER NUMBER

Model # Finish

Example: **LM-QADP-BN**




QUICK CONNECT™ CANOPIES with INTEGRAL DRIVER

									
Model #	Finish	Model #	Finish	Model #	Finish	Model #	Finish	Model #	Finish
QMP-60ERN-1	AB BN CH	QMP-60ERN	BN CH DB	QMP-G1RN	FR MR	QMP-G3RN	FR MR	QMP-G3RE	FR MR

Includes collar for shallow junction boxes

Includes collar for shallow junction boxes

QUICK CONNECT™ CANOPIES for use with REMOTE TRANSFORMER

			
Model #	Finish	Model #	Finish
QMP-MI-TR	BN CH DB	QMP-1RN-TR	BN CH DB

ORDER NUMBER

Model # Finish

Example: **QMP-60ERN-BN**

FINISHES

AB - Antique Bronze	BK - Black	BN - Brushed Nickel	CH - Chrome	DB - Dark Bronze	FR - Frosted	MR - Mirror	PT - Platinum	WT - White
								

WAC Lighting
www.waclighting.com
Phone (800) 526.2588 • Fax (800) 526.2585

Headquarters/Eastern Distribution Center
44 Harbor Park Drive • Port Washington, NY 11050
Phone (516) 515.5000 • Fax (516) 515.5050

Western Distribution Center
1750 Archibald Avenue • Ontario, CA 91760
Phone (800) 526.2588 • Fax (800) 526.2585