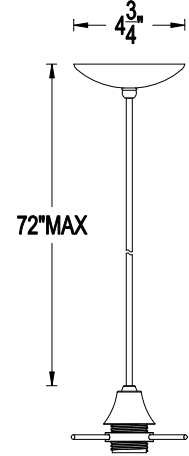


CATALOG NUMBER	TYPE
PROJECT	

FLUORESCENT PENDANT SOCKET

MODEL PLD-F2



Pendant Ordering Matrix	
Model Number	Finishes
PLD-F2	BN= Brushed Nickel
	Cord=Grey

Ordering Example (*model number-finishes*): PLD-F2-BN

Product Details	
Description:	Surface mounted fluorescent pendant socket for use with selected shades (See matrix below). Designed for flat ceilings.
Materials:	Plated steel canopy. Die-cast aluminum and plated socket housing. Three pin supports may be detached to allow additional shade styles.
Lamping:	Uses one 120V GU24 self-ballasted compact fluorescent lamp in 26 Watts maximum. (13w 2700K Included).
Finish:	BN= Brushed Nickel
Listing:	U.L & C.U.L Listed. Energy Star Recognized.

Specification Features
<ul style="list-style-type: none"> • Glass shade is ordered as a separate line item and installed in the field. Compatible shades are shown on page 2, eleven distinct shade choices. • 6' long socket set cable allows easy filed cutting to desired drop length. • Energy saving fixture and lamp life lasting more than 8000 hours for including lamp. • 5 year product warranty and 2 years included lamp warranty.












CATALOG NUMBER	TYPE
PROJECT	

FLUORESCENT PENDANT SOCKET

MODEL HM1-F2

Pendant Ordering Matrix

Shade	Finishes
<i>See table blow</i>	<i>See table blow</i>

<p>PLD-G421GR</p>  <p>6 7/8" 9 1/2"</p>	<p>PLD-G426AM</p>  <p>7 7/8" 9"</p>	<p>PLD-G424WT</p>  <p>6 7/8" 9 1/4"</p>
<p>PLD-G423PR</p>  <p>11 5/8" 6"</p>	<p>PLD-G472WT</p>  <p>7 1/2" 9 1/4"</p>	<p>PLD-G486WT</p>  <p>6 3/4" 10"</p>
<p>PLD-G471WT</p>  <p>8" 8"</p>	<p>PLD-G474WT</p>  <p>8 1/2" 3 1/2"</p>	<p>PLD-G487AM</p>  <p>8 1/2" 9 3/4"</p>
<p>PLD-G488WT</p>  <p>7 1/2" 8 5/8"</p>	<p>PLD-G483IV</p>  <p>8 1/2" 8 1/8"</p>	

Finish Key: AM – Amber, GR– Green, PR–Purple, IV–Ivory, WT - White