

TRACK CONNECTORS

120V Track System

WAC LIGHTING

Responsible Lighting®














Fixture Type:

Catalog Number:

Project:

Location:

Track Connectors	Model	Finish	Description				
 Live End Connector	HLE H Track	BK Black BN* Brushed Nickel WT White DB** Dark Bronze	Use for direct wiring through ceiling. A canopy plate is required when using with a standard junction box.				
	LLE L Track						
	JLE J Track						
	J2-LE J2 Track						
 Live End BX Connector	HBXLE H Track			BK Black BN* Brushed Nickel WT White DB** Dark Bronze	Use with surface mounted BX or non-metallic sheathed cable. Also provides through the ceiling connection.		
	LBXLE L Track						
	JBXLE J Track						
	J2-BXLE J2 Track						
 "I" Power Connector	HI-PWR H Track					BK Black BN* Brushed Nickel WT White DB** Dark Bronze	Power entry point at the connection of 2 tracks.
	LI-PWR L Track						
	JI-PWR J Track						
	J2-IPWR J2 Track						
 "L" Connector Left	HL-LEFT H Track	BK Black BN* Brushed Nickel WT White DB** Dark Bronze	Use to join 2 track sections to make power feedable 90° left polarity turns.				
	LL-LEFT L Track						
	JL-LEFT J Track						
	J2-LLEFT J2 Track						
 "L" Connector Right	HL-RIGHT H Track			BK Black BN* Brushed Nickel WT White DB** Dark Bronze	Use to join 2 track sections to make power feedable 90° right polarity turns.		
	LL-RIGHT L Track						
	JL-RIGHT J Track						
	J2-LRIGHT J2 Track						
 "T" Connector	HT H Track					BK Black BN* Brushed Nickel WT White DB** Dark Bronze	Use to join 3 track sections. Power feedable on H and J only. "T" Connector with opposite polarity can be custom ordered.
	LT L Track						
	JT J Track						
	J2-T J2 Track						
 "X" Connector	HX H Track	BK Black BN* Brushed Nickel WT White DB** Dark Bronze	Use to join 4 track sections. Power feedable on H and J only.				
	LX L Track						
	JX J Track						
	J2-X J2 Track						
 "I" Connector	HI H Track			BK Black BN* Brushed Nickel WT White DB** Dark Bronze	Use to join two sections of track with electrical continuity.		
	LI L Track						
	JI J Track						
	J2-I J2 Track						
 "I" Dead End Connector	HI-DEC H Track					BK Black BN* Brushed Nickel WT White DB** Dark Bronze	Joins two sections of track without electrical continuity.
	LI-DEC L Track						
	JI-DEC J Track						
	J2-IDEC J2 Track						
 Flexible Track Connector	HFLX H Track	BK Black BN* Brushed Nickel WT White DB** Dark Bronze	Connects two track sections at variable angles. Use as a transition from wall-to-wall, wall-to-ceiling, or ceiling-to-ceiling. Power feedable.				
	LFLX L Track						
	JFLX J Track						
	J2-FLX J2 Track						
 Floating Canopy Connector	HFC H Track			BK Black BN* Brushed Nickel WT White DB** Dark Bronze	Connects to octagon box. Allows track to be powered anywhere along the length of the track.		
	LFC L Track						
	JFC J Track						

*BN finish only available for H, L, J Track **DB finish only available for H Track

WAC Lighting
 www.waclighting.com
 Phone (800) 526.2588 • Fax (800) 526.2585

Headquarters/Eastern Distribution Center
 44 Harbor Park Drive • Port Washington, NY 11050
 Phone (516) 515.5000 • Fax (516) 515.5050

Western Distribution Center
 1750 Archibald Avenue • Ontario, CA 91760
 Phone (800) 526.2588 • Fax (800) 526.2585