

# Model: WL-LED100

## LEDme® Step Light

# WAC LIGHTING

Responsible Lighting®



Fixture Type:

Catalog Number:

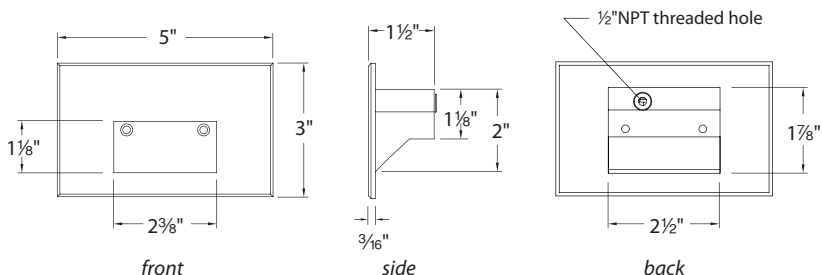
Project: \_\_\_\_\_

Location: \_\_\_\_\_

### PRODUCT DESCRIPTION

Horizontal rectangle LEDme® Step Light. Designed for safety and style on stairways, patios, decks, balcony areas, walkways and building perimeters.

Features an architectural design. Energy efficient for long-lasting indoor and outdoor lighting solutions. Creates an attractive, romantic impression at night.



### FEATURES

- Solid diecast brass, corrosion resistant aluminum alloy, or cast stainless steel construction
- Direct wiring, no driver needed
- Low profile, flush to wall aesthetics with no visible hardware
- 40,000 hour rated life
- Balanced lighting, free of shadows with minimum glare
- IP66 rated, Protected against high-pressure water jets
- Up to 200 fixtures can be connected in parallel
- Replaceable LED module
- 5 year WAC Lighting product warranty

### SPECIFICATIONS

**Construction:** Die-cast aluminum or 316 marine grade cast stainless steel

**Power:** Direct wiring, no remote driver needed. Input voltage: 120V or 277VAC 50/60Hz

**Light Source:** 3000K CCT Samsung HV-AC High Power LED, CRI: 85  
Optional color lenses. Total power consumption of 3.9W

**Mounting:** Fits into 2" x 4" J-Box with minimum inside dimensions of 3"L x 2"W x 2"H  
Includes bracket for J-Box mount.

**Dimming:** Dim to 10% with electronic low voltage (ELV) dimmer  
Approved dimmers: Lutron Nova-T NTELV-300 & NTELV-600, Lutron Vietri VTELV-600, Lutron Diva DVELV-300P, Lutron Skylark SELV-300P, Lutron Maestro MAELV-600

**Standards:** IP66, UL & cUL Listed for wet locations

### ORDER NUMBER

Model #	Light Color	Finish
<b>WL-LED100</b> 120V	<b>C</b> White 3000K	<b>SS</b> Stainless Steel
<b>WL-LED100F</b> 277V	<b>AM</b> Amber 610nm	<b>BK</b> Black on Aluminum
	<b>RD</b> Red 640nm	<b>WT</b> White on Aluminum
	<b>BL</b> Blue 450nm	<b>BN*</b> Brushed Nickel on Aluminum
		<b>BZ</b> Bronze on Aluminum
<b>WL-LED100</b> 120V	<b>C</b> White 3000K	<b>BBR</b> Bronze on brass
	<b>AM</b> Amber 610nm	

\*Brushed Nickel Finish is for interior use only



Example: **WL-LED100F-BL-SS**

waclighting.com

Phone (800) 526.2588

Fax (800) 526.2585

Headquarters/Eastern Distribution Center

44 Harbor Park Drive

Port Washington, NY 11050

Central Distribution Center

1600 Distribution Ct

Lithia Springs, GA 30122

Western Distribution Center

1750 Archibald Avenue

Ontario, CA 91760

# Model: WL-LED100

## LEDme® Step Light

# WAC LIGHTING

Responsible Lighting®

### FIXTURE PERFORMANCE

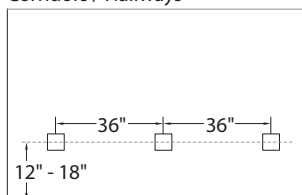
Input Voltage	Light Color	Finish	Lumens
WL-LED100 120V	C White	BBR Bronze on Brass	32
		SS Stainless Steel	45
		BK Black on Aluminum	31
		WT White on Aluminum	68
		*BN Brushed Nickel on Aluminum	31
		BZ Bronze on Aluminum	32
	AM Amber	BBR Bronze on Brass	21
		SS Stainless Steel	28
		BK Black on Aluminum	19
		WT White on Aluminum	38
		*BN Brushed Nickel on Aluminum	19
		BZ Bronze on Aluminum	21
	RD Red	SS Stainless Steel	3
		BK Black on Aluminum	2
		WT White on Aluminum	4
		*BN Brushed Nickel on Aluminum	2
BZ Bronze on Aluminum		2	
BL Blue		SS Stainless Steel	5
	BK Black on Aluminum	3	
	WT White on Aluminum	8	
	*BN Brushed Nickel on Aluminum	3	
	BZ Bronze on Aluminum	4	

Input Voltage	Light Color	Finish	Lumens
WL-LED100F 277V	C White	SS Stainless Steel	37
		BK Black on Aluminum	25
		WT White on Aluminum	58
		*BN Brushed Nickel on Aluminum	25
		BZ Bronze on Aluminum	27
		AM Amber	SS Stainless Steel
	BK Black on Aluminum		14
	WT White on Aluminum		29
	*BN Brushed Nickel on Aluminum		14
	BZ Bronze on Aluminum		15
	RD Red		SS Stainless Steel
		BK Black on Aluminum	1.5
		WT White on Aluminum	3
		*BN Brushed Nickel on Aluminum	1.5
		BZ Bronze on Aluminum	2
		BL Blue	SS Stainless Steel
	BK Black on Aluminum		3
	WT White on Aluminum		6
*BN Brushed Nickel on Aluminum	3		
BZ Bronze on Aluminum	3		

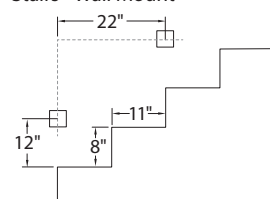
\*Brushed Nickel Finish is for interior use only

### SPACING RECOMMENDATIONS FOR OPTIMAL LIGHT DISTRIBUTION

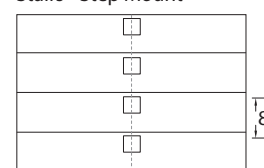
Corridors / Hallways



Stairs - Wall Mount



Stairs - Step Mount



Mount in center of stair as close to the upper tread as possible. For best results use one light per step for steps narrower than 5'.

wacighting.com  
Phone (800) 526.2588  
Fax (800) 526.2585

Headquarters/Eastern Distribution Center  
44 Harbor Park Drive  
Port Washington, NY 11050

Central Distribution Center  
1600 Distribution Ct  
Lithia Springs, GA 30122

Western Distribution Center  
1750 Archibald Avenue  
Ontario, CA 91760