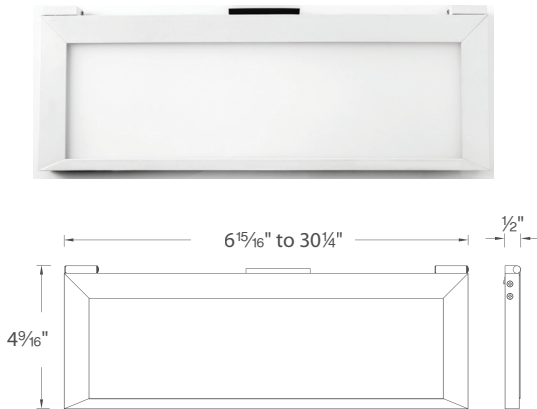


# LINE™ 2.0 – model: LN-LED-P

## LED Cabinet and Niche Lighting

WAC LIGHTING  
Responsible Lighting®



Fixture Type:

Catalog Number:

Project: \_\_\_\_\_

Location: \_\_\_\_\_

### PRODUCT DESCRIPTION

The low profile LINE™ 2.0 luminaire is the ultimate high output, low power consumption task light. Seamless connections provide the perfect glare free solution for all surfaces while offering luxurious color rendering for full color spectrum illumination. Perfect for highly reflective surfaces such as stainless steel and polished stone, LINE™ 2.0 produces an evenly diffused light with asymmetrical lighting distribution. Unique installation detail provides versatility and security.

### FEATURES

- Fixed Light Panel
- Available in 5 lengths
- Energy Star® rated
- 2013 Title 24 Compliant (see table below for list)
- Multiple connectors and cables available to facilitate custom layouts
- 30° asymmetrical forward throw illumination for full coverage of the task plane
- Free of projected heat, UV and IR radiation
- 100,000 hour rated life
- Anti-microbial paint (white only)
- Connections made at the center of each fixture
- 5 year WAC Lighting product warranty

### SPECIFICATIONS

**Construction:** Extruded aluminum body with a polycarbonate lens.

**Power Supply:** Remote and plug-in electronic Class 2 transformers. 24V 60W and 96W output.

**Light Source:** 2700K or 3000K mid-power LEDs, CRI 90

**Dimming:** May be dimmed down to 10% with electronic low voltage (ELV) dimmer. Compatible with LUTRON DVELV-300 electronic low voltage dimmer.

**Finish:** Abrasion resistant Brushed Aluminum (AL) and White (WT) Anti-microbial paint.

**Standards:** ETL & cETL Listed for use in damp locations. Energy Star, 2013 Title 24 Compliant(see list below)

	Length	Watt	Lumens	Max Fixture Run		Color Temp	Lumen	Title 24	Finish
				60 W	96 W				
<b>LN-LED06P</b>	6 15/16"	6.5W	265	6	11	27 2700K	250	No	AL Brushed Aluminum WT White
						30 3000K	275	Yes	
<b>LN-LED12P</b>	12 3/4"	10.5W	515	3	6	27 2700K	470	No	
						30 3000K	505	Yes	
<b>LN-LED18P</b>	18 5/8"	16W	875	2	4	27 2700K	825	No	
						30 3000K	900	No	
<b>LN-LED24P</b>	24 3/8"	20W	1160	2	3	27 2700K	985	No	
						30 3000K	1125	No	
<b>LN-LED30P</b>	30 1/4"	23.5W	1345	1	2	27 2700K	1210	No	
						30 3000K	1350	No	

LN -  -  -

Example: LN-LED12P-30-WT




**For Power Supplies and all Accessories see next page.**

WAC Lighting  
www.waclighting.com  
Phone (800) 526.2588 • Fax (800) 526.2585





Headquarters/Eastern Distribution Center  
44 Harbor Park Drive • Port Washington, NY 11050  
Phone (516) 515.5000 • Fax (516) 515.5050

Western Distribution Center  
1750 Archibald Avenue • Ontario, CA 91760  
Phone (800) 526.2588 • Fax (800) 526.2585





**POWER SUPPLIES**

			Input	Output		
Plug-in Class 2 Transformer		<b>EN-2460-P-AR-S</b> <b>EN-24100-P-AR-S</b>	120VAC 120VAC	24V/60W 24V/96W	2¾" x 1⅝" x 1¾" 4⅝" x 2" x 1⅝"	Cannot be dimmed. Includes 6' cord and five SL-WC-1 plastic wire clips.
Remote Class 2 Transformer		<b>EN-2460-RB2-S</b> <b>EN-24100-RB2-S</b>	120VAC 120VAC	24V/60W 24V/96W	6½" x 1⅝" x 1¼"	May be dimmed. Includes 6' cord and five SL-WC-1 plastic wire clips.
Remote 277V		<b>EN-24100-277-RB2-T</b>	277VAC	24VDC / 96W	12⅝" x 3¼" x 2"	Includes a 6 foot lead wire

**POWER SUPPLY ACCESSORIES**

Wiring box with switch		<b>TB-S</b>		6¼" x 1⅝" x 1¼"	Use when spanning a large gap in a system layout without leaving exposed wiring (ie: lighting kitchen cabinets on both sides of a sink or window). Low voltage wiring is collected inside box, with Romex® wire output to go behind a wall.
Multiple Terminal Block		<b>MTB-08</b>	8 outputs	4⅞" x 1⅝" x ¾"	Easily wire multiple output connections for a neat installation without the use of open splices. One power supply input and either 6 or 8 outputs. 5A capacity. Three mounting screws included.
12' Extension Cable		<b>SL-EXT-144</b>		Wire: 144" Connector: 1⅞"	Use to extend the distance between power supply or wiring box (TB-S) to a LINE™ fixture.
Wire Clip (10 Pack)		<b>SL-WC-1</b>		½" x ⅜"	Use to tack power cords or joiner cables neatly to a surface.

**CONNECTION ACCESSORIES**

Joiner Cables		<b>SL-IC-06</b> <b>SL-IC-12</b> <b>SL-IC-24</b> <b>SL-IC-36</b>		6" 12" 24" 36"	Connects two sections of LINE™.
Custom Cable Extenders		<b>SL-IF</b>		Ø⅜" x 3⅝"	Two female ends. Connects two joiner cables to create custom lengths.
4-way "X" connector		<b>SL-X</b>		Wires: 4" each Connectors: 1⅞" each	"X" connector has four male connectors and can be used to easily customize your design layout.
3-way "Y" connector		<b>SL-Y</b>		Wires: 4" each Connectors: 1⅞" each	"Y" connector has three male connectors and can be used to easily customize your design layout.