

The Turbo outdoor LED bollard features a clean, cylindrical silhouette highlighted with decorative fins evenly spaced around the circumference. The Turbo bollard offers symmetric optics with beam spread options of 20° or 40° to tailor the installation to each unique setting.

Universal 120-277V driver with integral transient surge protection at 2.5KV per ANSI and IEEE standards

Outstanding protection against the elements:

- Marine-grade powder coat finishes
- Stainless Steel mounting hardware
- Impact-resistant, UV stabilized frosted acrylic lensing

SPECIFICATIONS

DELIVERED LUMENS	2045 (120V), 957 (12V)
WATTS	26 or 15
VOLTAGE	Universal 120-277V, with integral transient 2.5kV surge protection (driver) or 12V
SECONDARY SURGE PROTECTOR	10kA (120-277V)
DIMMING	0-10, MLV (12V)
LIGHT DISTRIBUTION	Symmetric
OPTICS	20° or 40°
MOUNTING OPTIONS**	Bolt
PERFORMANCE OPTIONS	Photocontrol / In-Line Fuse (120V)
CCT	3000K or 4000K
CRI	80+
COLOR BINNING	3 Step
BUG RATING	B1-U2-G0
DARK SKY	Compliant
WET LISTED	IP65
GENERAL LISTING	ETL
CALIFORNIA TITLE 24	Can be used to comply with CEC 2016 Title 24 Part 6 for outdoor use. Registration with CEC Appliance Database not required.
START TEMP	-30°C
FIELD SERVICEABLE LED	Yes
CONSTRUCTION	Aluminum
HARDWARE	Stainless Steel
FINISH	Marine Grade Powder Coat
LED LIFETIME	L70; 70,000 Hours
WARRANTY*	5 Years
WEIGHT	18.3 lbs.



TURBO BOLLARD
shown in bronze



TURBO BOLLARD
shown in charcoal

12V AC TRANSFORMERS*
(OUTDOOR RATED, ORDERED SEPARATELY)

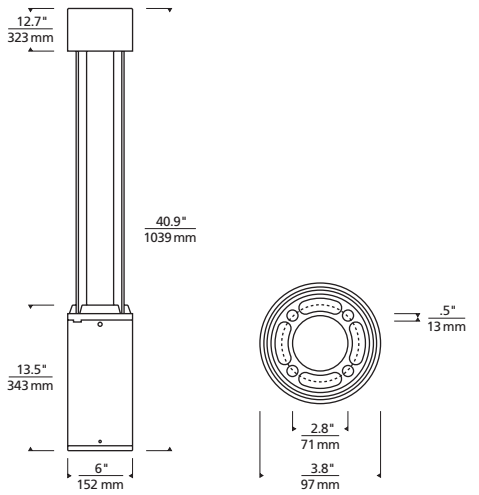
ITEM	DESCRIPTION	HOUSING	DIMMING
700OT150T	MAGNETIC, 150W, 120V	STAINLESS STEEL	MAGNETIC
700OT150T277	MAGNETIC, 150W, 277V	STAINLESS STEEL	MAGNETIC
700OT300T	MAGNETIC, 300W, 120V	STAINLESS STEEL	MAGNETIC

* Visit techlighting.com for specific warranty limitations and details.
**Bollard base not suitable for branch circuit through wiring.

ORDERING INFORMATION

700OBTUR	CRI/CCT	LENGTH	BEAM SPREAD	LENS	FINISH	VOLTAGE	DISTRIBUTION	OPTIONS
830	80 CRI, 3000K	42 42"	20 20° NARROW	C FLAT CLEAR	B BLACK	UNV 120V-277V	S SYMMETRIC	NONE
840	80 CRI, 4000K		40 40° WIDE		Z BRONZE	12 12V**		PC BUTTON PHOTOCONTROL*
					H CHARCOAL			LF IN-LINE FUSE*
								PCLF BUTTON PHOTOCONTROL & IN-LINE FUSE*

*FOR USE ONLY IN 120V-277V VERSION. **12V TRANSFORMER ORDERED SEPARATELY.



Turbo Bollard

Anchor Plate Bolt Pattern

PHOTOMETRICS*

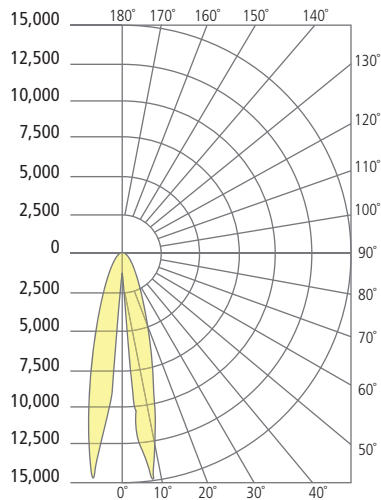
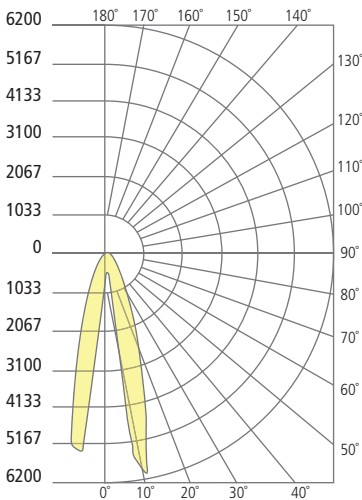
*For latest photometrics, please visit www.techlighting.com/OUTDOOR

TURBO BOLLARD 20° HIGH OUTPUT

Total Lumen Output: 2045
 Total Power: 26.3
 Luminaire Efficacy: 77.6
 Color Temp: 4000K
 CRI: 80+
 BUG Rating: B1-U2-G0

TURBO BOLLARD 40° HIGH OUTPUT

Total Lumen Output: 2045
 Total Power: 26.3
 Luminaire Efficacy: 77.6
 Color Temp: 4000K
 CRI: 80+
 BUG Rating: B1-U2-G0



PROJECT INFO

FIXTURE TYPE & QUANTITY

JOB NAME & INFO

NOTES



© 2018 Tech Lighting, L.L.C. All rights reserved. The "Tech Lighting" graphic is a registered trademark of Tech Lighting, L.L.C. Tech Lighting reserves the right to change specifications for product improvements without notification.