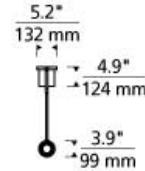
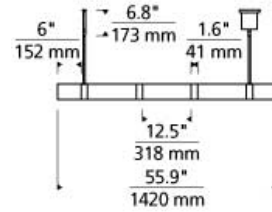
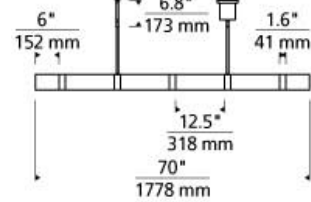
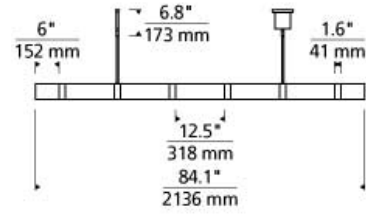


Wit Linear Suspension LED

DESCRIPTION

Wit by Tech Lighting is a modern design with cylindrical glass elongated by sleek metal bands. When lit, the integrated LED fixture has a striking linear illumination and presents as modern decor when turned off. Offered in two handsome finishes, aged brass and black, and various lengths identified by the number of metal bands. For full room coordination, also available as a pendant. Lamping options are compatible with most dimmers. Refer to Dimming Chart for more information. 5 Glass. 120 volt, 54 watts, 3800 delivered lumens, 3000K, LED linear module. 6 Glass. 120 volt, 68 watts, 4800 delivered lumens, 3000K, LED linear module. 7 Glass. 120 volt, 82 watts, 5800 delivered lumens, 3000K, LED linear module. Dimmable with most LED compatible ELV, TRIAC and 0-10V dimmers. Includes four 6 inch & eight 12 inch stems in coordinating finish. Can be installed on a sloped ceiling up to 45°.



INSTALLATION

This product can mount to either a 4" square electrical box with round plaster ring or an octagon electrical box.

WEIGHT

10-10lb / 4.54-4.54kg ±



5-glass
brass

5-glass
black

6-glass
brass

6-glass
black

7-glass
brass

7-glass
black

ORDERING INFORMATION

700LSWIT	SHAPE OR SIZE	FINISH	LAMP
5	5 GLASS	R AGED BRASS	-LED930 INTEGRATED LED 90 CRI 3000K 120-277V UNV (T24)
6	6 GLASS	B BLACK	
7	7 GLASS		



TECH LIGHTING®

7400 Linder Avenue T 847.410.4400
Skokie, Illinois 60077 F 847.410.4500

Tech Lighting, L.L.C.

700LS WIT _____

FIXTURE TYPE: _____

JOB NAME: _____

NOTES: _____

