



7 SERIES GAS RANGETOPS

Viking 7 Series – VRT

COMMERCIAL-TYPE SURFACE POWER

- **EXCLUSIVE** Viking Elevation™ Burners with brass flame ports boast 23,000 BTUs across the front of all width configurations, with multiple 15,000 BTUs and one 8,000 BTU burner across the rear
- Three burner sizes efficiently deliver heat to any size cookware
- **EXCLUSIVE** VariSimmer™ Setting on ALL burners provides gentle, even simmering at precisely low cooking temperatures
- **EXCLUSIVE** SureSpark™ Ignition System, ensures automatic ignition/re-ignition, should the burners extinguish at any time while cooking

REVERSIBLE GRIDDLE/GRILL

- Thermostatically controlled non-stick griddle heats evenly to provide consistent cooking across the entire surface and can be easily removed for cleaning
- Reversible Griddle/Grill features the **PATENT PENDING** StayCool™ Trough Handle and grease containment system that strategically directs excess grease into a removable capture trough for quick and easy cleanup
- Optional ViChrome™ Griddle accessory interchanges with the non-stick griddle providing versatility griddling and easy cleanup

EASY OPERATION AND CLEANUP

- **NEW EXCLUSIVE** BlackChrome™ Knobs with CoolLit™ LED Backlighting
- **EXCLUSIVE** seamless, heavy gauge porcelain burner pan with elevated flame ports prevent spillovers from baking on, making cleanup easy
- Continuous grate design allows easy movement of pots and pans



from burner to burner

- Grates, burner caps, knobs, griddle and grill accessories can be easily removed and taken to the sink for cleaning

MODEL NUMBERS

- VRT7366B – 36" W. Gas Rangetop; 6 burners
- VRT7364G – 36" W. Gas Rangetop; 4 burners with griddle
- VRT7488B – 48" W. Gas Rangetop; 8 burners
- VRT7486G – 48" W. Gas Rangetop; 6 burners with griddle

ACCESSORIES

- BG107362SS – 10"H. backguard for 36" range
- BG107482SS – 10"H. backguard for 48" range
- HS24736SS – 24"H. high shelf for 36" range
- HS24748SS – 24"H. high shelf for 48" range
- P36CRTSS – countertop rear trim for 36" range
- P48CRTSS – countertop rear trim for 48" range
- CRG7VGR – ViChrome Griddle (for use with griddle model)
- LPKVGR – LP/Propane conversion kit for 7 Series
- GCKVGR – gas connector kit
- CBGVGR – bamboo cover for griddle
- WOKVGR7 – wok ring accessory

COLOR FINISHES

- Available in Stainless Steel (SS)



WARRANTY

- 2-year full – complete product
- 90-day full – cosmetic parts such as glass, painted items and decorative items
- 5-year limited – gas burners

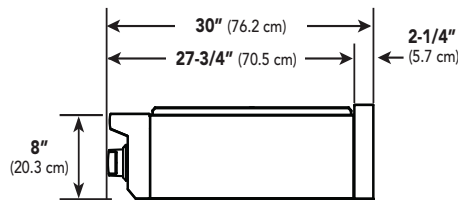
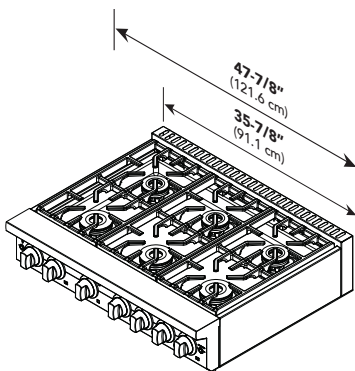


7 SERIES GAS RANGETOPS

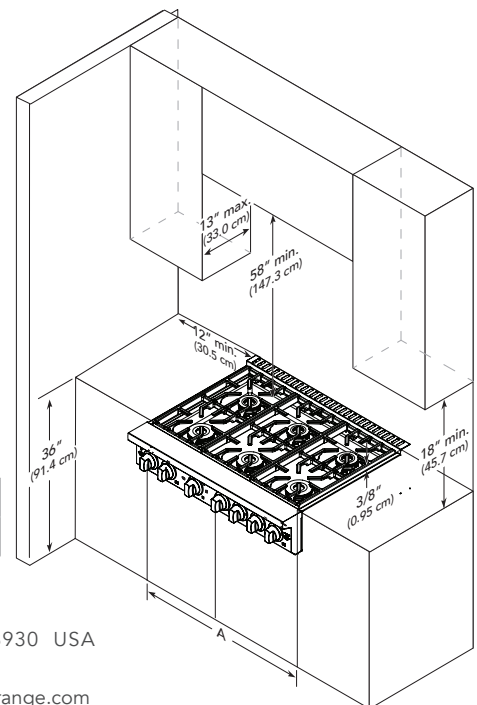
Viking 7 Series – VRT

GAS 36" AND 48"W. RANGETOPS		
DESCRIPTION	VRT7366B/VRT7364G	VRT7488B/VRT7486G
Overall Width	35-7/8" (91.1 cm)	47-7/8" (121.6 cm)
Overall Height (from bottom)	To top of grate – 8-3/4" (22.2 cm) To top of island trim – 9" (22.9 cm)	
Additions to Overall Height	To top of backguard—add 10" (25.4 cm) To top of high shelf—add 24-1/8" (61.3 cm)	
Overall Depth (from rear)	To end of side panel—25-1/4" (64.1 cm) To end of landing edge—29-3/4" (75.6 cm) To end of knobs—30" (76.2 cm)	
Cutout Dimensions	Cutout width—36" (91.4 cm) Cutout height—7-5/8" (19.4 cm) Cutout depth—min. 24" (61.0 cm), max. 25-1/4" (64.1 cm)	Cutout width—48" (121.9 cm) Cutout height—7-5/8" (19.4 cm) Cutout depth—min. 24" (61.0 cm), max. 25-1/4" (64.1 cm)
Gas Requirements	Shipped natural or LP/Propane gas; field convertible with conversion kit (purchased separately); minimum required service line 1/2" (1.3 cm) ID NPT.	
Gas Manifold Pressure	Natural 5.0" W.C.P. / Liquid propane L/P 10.0" W.C.P.	
Electrical Requirements	120 VAC/60 Hz 4ft. (121.9 cm), 3-wire cord with grounded 3-prong plug	
Max. Amp Usage	0.5 amps	
Surface Burner Rating Natural Gas/LP	(3) Front 23,000 BTU (6.7 kW)/20,000 BTU (5.9 kW) (2) Rear 15,000 BTU (4.4 kW)/13,500 BTU (4.0 kW) (1) Rear 8,000 BTU (2.3 kW)/8,000 BTU (2.3 kW)	4) Front 23,000 BTU (6.7 kW)/20,000 BTU (5.9 kW) (3) Rear 15,000 BTU (4.4 kW)/13,500 BTU (4.0 kW) (1) Rear 8,000 BTU (2.3 kW)/8,000 BTU (2.3 kW)
Griddle Burner Rating Natural/LP (if applicable)	15,000 BTU (4.4 kW)/13,500 BTU (4.0 kW)	
Approximate Shipping Weight	192 lbs. (87.1 kg)	242 lbs. (109.8 kg)

Please do not prepare installation from brochure data only. See installation instructions for important clearance/installation information.



	36"W. Model	48"W. Model
A	36" (91.4 cm)	48" (121.9 cm)



VIKING RANGE, LLC 111 FRONT STREET GREENWOOD, MISSISSIPPI 38930 USA

For detailed product information, model numbers, or to request a quote call 1-888-845-4641 or visit vikingrange.com
© 2019 Viking Range, LLC All rights reserved. Specifications subject to change without notice.