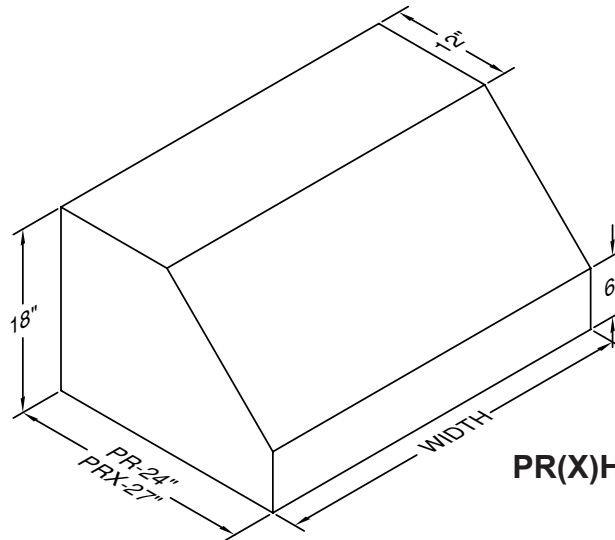


Vent-A-Hood® WALL MOUNT RANGE HOOD SPECIFICATIONS

PRH18-M/PRXH18-M This model is available with halogen lighting. X in part number indicates 27" depth. M600 and M1200 blowers are sold separately. Features stainless steel baffle filters.

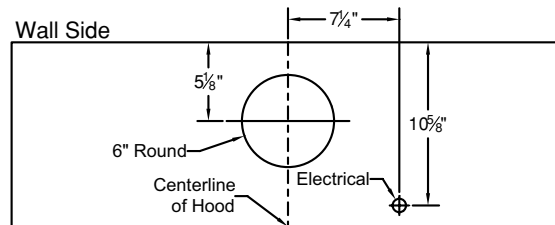
Available Widths

30", 36", 42", 48",
54", 60", & 66"



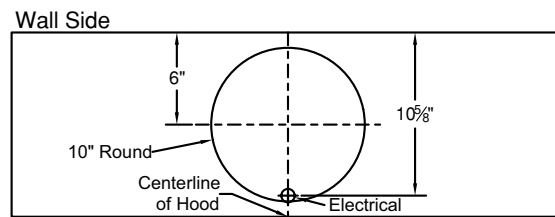
PR(X)H18-M

M600 Connection Diagram



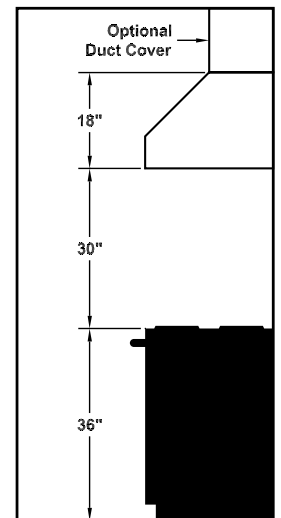
Single Blower
(Top View)

M1200 Connection Diagram

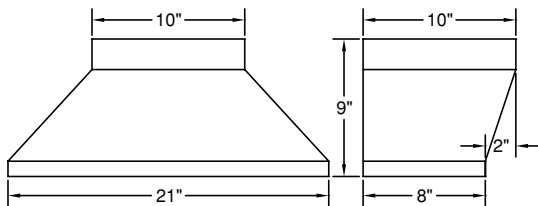


Dual Blower
(Top View)

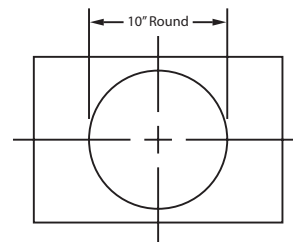
Recommended Mounting Height*



*Exceeding recommended mounting height may compromise performance.



VP566 Transition (Included)
With M1200 Dual Blower



VP566 transition centers
outlet over top of hood

SPEED	CFM @ 0.1" S.P.	
	M600*	M1200
1	240	420
2	300	645
3	500	865
4	625	1015

* A special harness is available that limits the M600 blower to 300 CFM.

Electrical/Mechanical Specifications For Blower Units

Model	Volts	Amps*	Hz	CFM SP@0.0"	CFM SP@0.1"	CFM SP@0.25"	CFM SP@0.5"	CFM SP@0.75"	Minimum Round Duct Size
M600 Single	115	5.0	60	630	625	615	600	580	6" (28 in. ²)
M1200 Dual	115	10.0	60	1035	1015	1000	955	915	10" (79 in. ²)

* Add 0.5 amp for each halogen light. Hoods are available with halogen lights (2 lights: 30" - 41", 3 lights: 42" - 53", 4 lights: 54"-66").

SPECIFICATIONS SUBJECT TO CHANGE WITHOUT NOTICE Rev. 0810A

