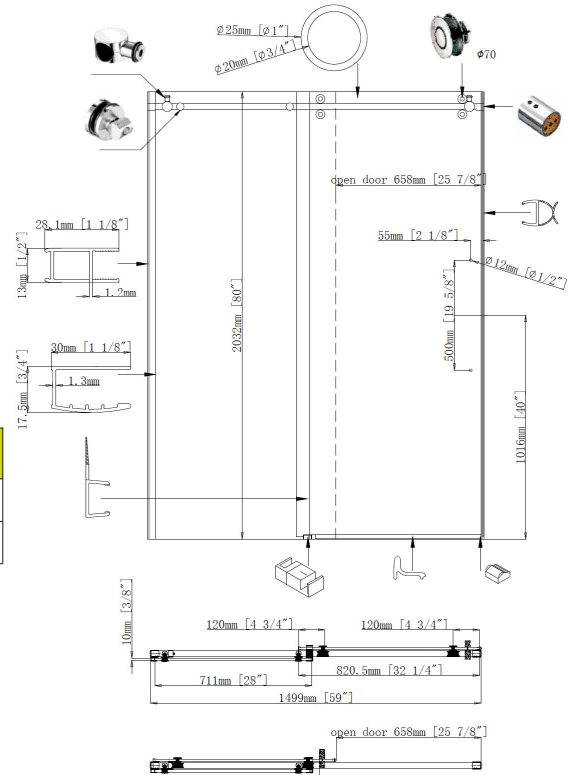


FEATURES

- An attractive, frameless smooth sliding barn door that features a special nano Protected surface treatment that keeps glass looking clean.
- 2 3/4" diameter 304 stainless steel rollers for easy gliding and quiet sliding.
- Frame is made of 304 Stainless Steel.
- Clearance height is 75-3/4".
- Door and fixed panel are reversible allowing you to decide on which side the door will be installed.
- Side wall profile on fixed panel gives up to 1/2" out-of-plumb adjustment.
- Walk-in opening: 23-3/8" to 25-7/8".
- Can be trimmed up to 2.5" width adjustment.
- Tempered glass is ANSI Z97.1. certified.
- Glass thickness: 3/8" (10mm) available in Clear and Low Iron.
- Hardware finishes: Polished Chrome, Brushed Stainless, Champagne Bronze, and Matte Black.
- Shower base threshold minimum requirement is 3-5/32" wide.
- Various handle selection of your choice.
- Easy to install.
- Limited Lifetime Warranty for residential and 1 year for commercial.
- **IMPORTANT!** All measurements should be taken only AFTER walls are finished (tile, back walls, etc.); Professional installation recommended.



Specify Model

	Size	Model	Glass	Width	Height	Depth	Weight
<input type="checkbox"/>	59" x 80"	TBD608010C-	Clear (10mm)	59"	80"	2.75"	190
<input type="checkbox"/>	59" x 76"	TBD608010L-	Low Iron (10mm)	59"	80"	2.75"	190

To Be Specified : Hardware Color


<input type="checkbox"/>	PC Chrome
<input type="checkbox"/>	BS Brushed Stainless
<input type="checkbox"/>	CB Champagne Bronze
<input type="checkbox"/>	MB Matte Black




Chrome



Brushed Stainless



Champagne Bronze



Matte Black

To Be Specified : Glass

<input type="checkbox"/>	C Clear
<input type="checkbox"/>	L Low Iron



Clear



Low Iron