

## Soleil Grande

700TDSOLGP\_

1.0



## PENDANTS

## GENERAL PRODUCT INFORMATION:

This product is suitable for damp locations.

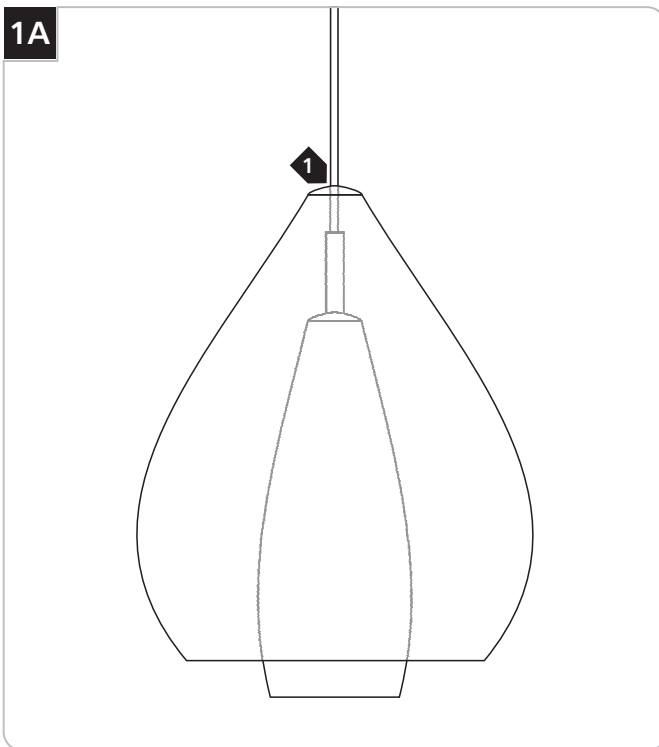


This product can be dimmed with a standard incandescent dimmer.



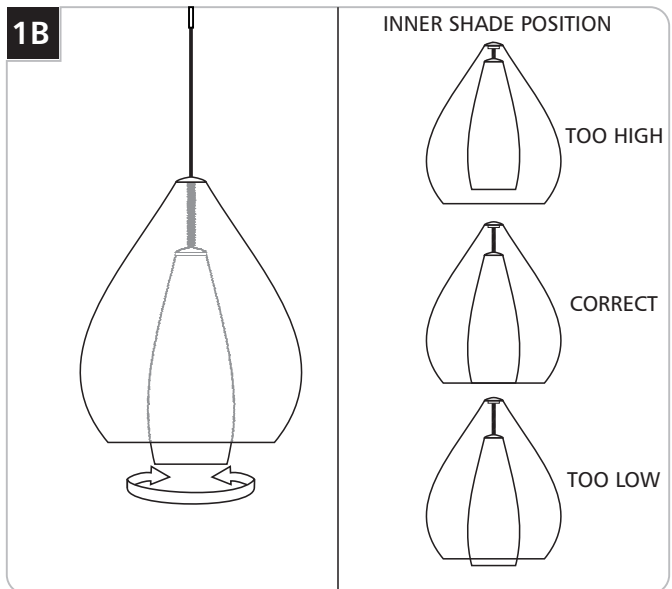
## Install the Lamp

1A



- 1** Feed the cord through the hole at the top of the outer shade.

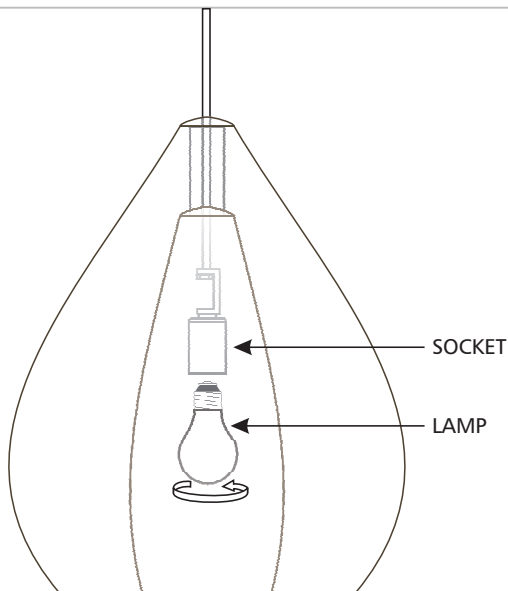
1B



- 2** The inner shade position is set at the factory, but may shift during shipment and installation. If necessary, spin the inner shade to move it up or down.

## Install the Lamp

1A



**SAVE THESE INSTRUCTIONS!**

**CAUTION:** To reduce the risk of a burn or electric shock during relamping, disconnect the power to the fixture.

Use **MAX 75 Watt** type A19 medium base lamp.



- 1 Screw the lamp base completely into the socket.



**TECH LIGHTING®**

7400 Linder Ave, Skokie, IL 60077

847.410.4400

[www.techlighting.com](http://www.techlighting.com)

© 2008 Tech Lighting, L.L.C. All rights reserved. The "Tech Lighting" graphic is a registered trademark of Tech Lighting, L.L.C. Tech Lighting reserves the right to change specifications for product improvements without notification.

A Generation Brands Company