

# Fire Grande

700TDFIRGP\_ 1.0




## PENDANTS

### GENERAL PRODUCT INFORMATION:

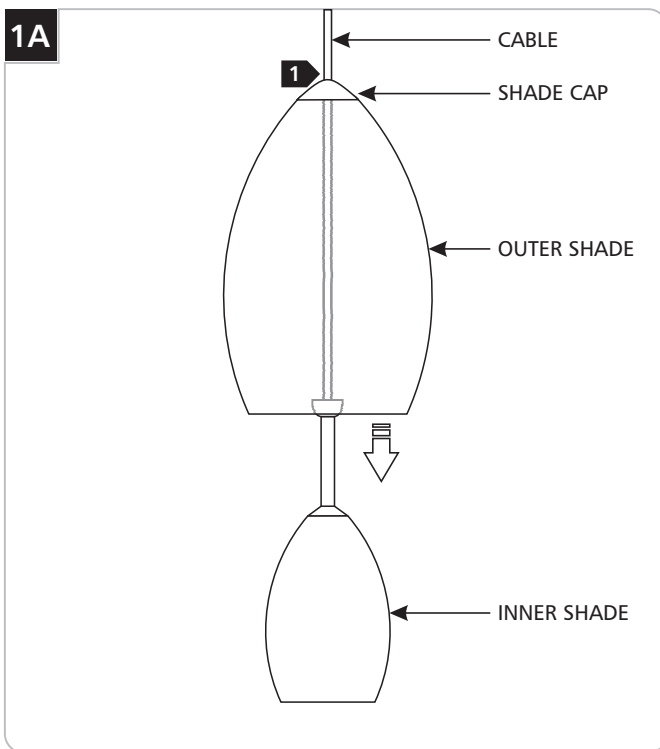


This product is suitable for damp locations.

This product can be dimmed with a standard incandescent dimmer.

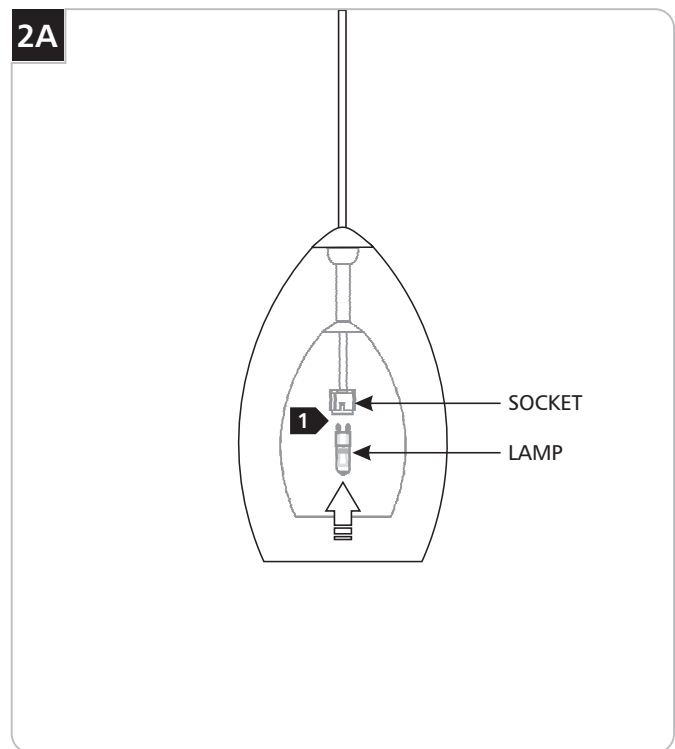


### Assemble the Fixture



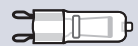
- 1** Feed the cable through the top of the outer shade and shade cap.
- 2** Mount the fixture to the ceiling by following the instructions provided with the canopy.

### Install the Lamp



**CAUTION:** To reduce the risk of a burn or electric shock during relamping, disconnect the power to the fixture.

Use **MAX** 120 Volt, **60 Watt** Type T4, G9 Base, Bi-Pin Halogen Lamp.



- 1** Push the lamp base completely into the socket.

**SAVE THESE INSTRUCTIONS!**



7400 Linder Ave, Skokie, IL 60077  
847.410.4400

[www.2thousanddegrees.com](http://www.2thousanddegrees.com)

© 2008 Tech Lighting, L.L.C. All rights reserved. The "2thousand degrees" graphic is a registered trademark of 2thousand degrees. 2thousand degrees reserves the right to change specifications for product improvements without notification.

A Generation Brands Company