

Description / Application:

Fully modulating gas fired tankless on demand water heater with power vented flue. Rated for indoor/outdoor use to supply hot water to; domestic hot water systems (direct or indirect using water storage tank applications) with or without recirculation system piping, hydronic heating systems, radiant floor heating, and combined domestic water and heating water systems.

Fuel: NG or LP

Safety Features

- Built in Freeze Protection
- Manual Reset Hi Limit (set at 185°F)
- Overheat Cut Off Fuse
- Inlet/Outlet Thermistors for Constant Temperature Monitoring
- Flue Backdraft Pressure Switch
- GFI Power Supply Connection
- Flame Sensor

Venting and Combustion

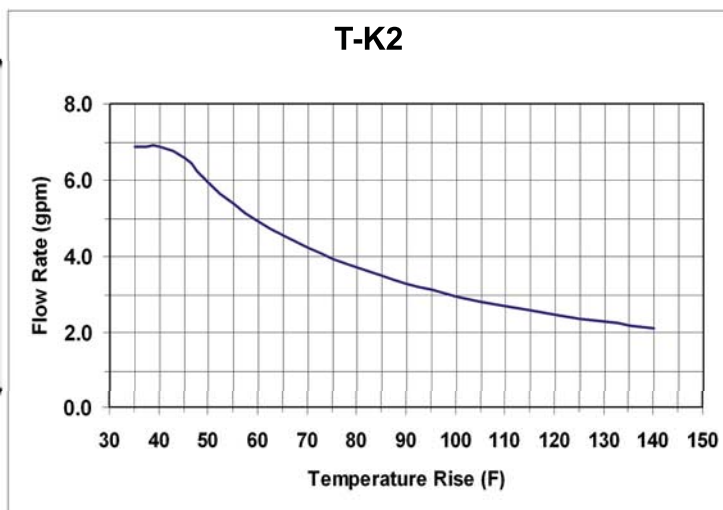
- 4" Category III Stainless Steel
- Vertical or Horizontal Installation
- 35' Max Length, 3 elbows max (90° elbows = 5' equivalent length)
- Power Vent
- Electronic Ignition
- 52 db Fan Noise Level at Max Speed

Accessories:

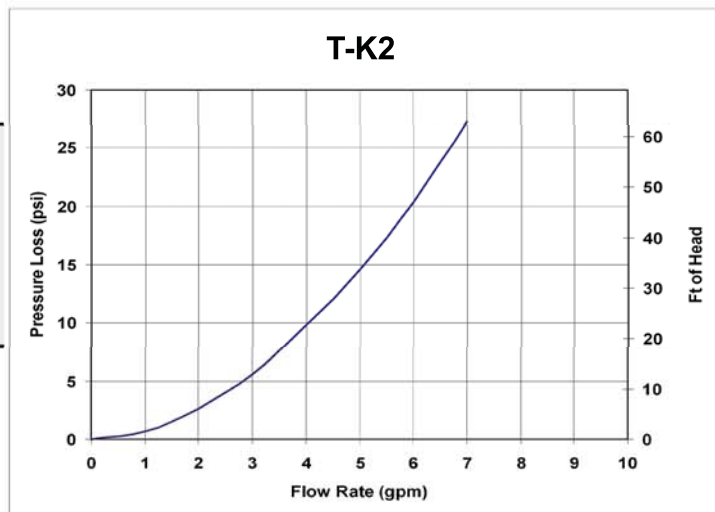
- TK - BK01 Wall-Mounted Brackets
- TK - TV01 Wall Ventilation Terminator (indoor)
- TK - TV03 Vent Damper
- TK - TV04 Outdoor Vent Cap
- TK - RE02 Temperature Remote Control (optional)

Remote Controller

- 150' Max Distance From Heater
- Non Polarized 18 Gauge Control Wiring



January 2006. Irvine, CA



*Based on a stand by mode

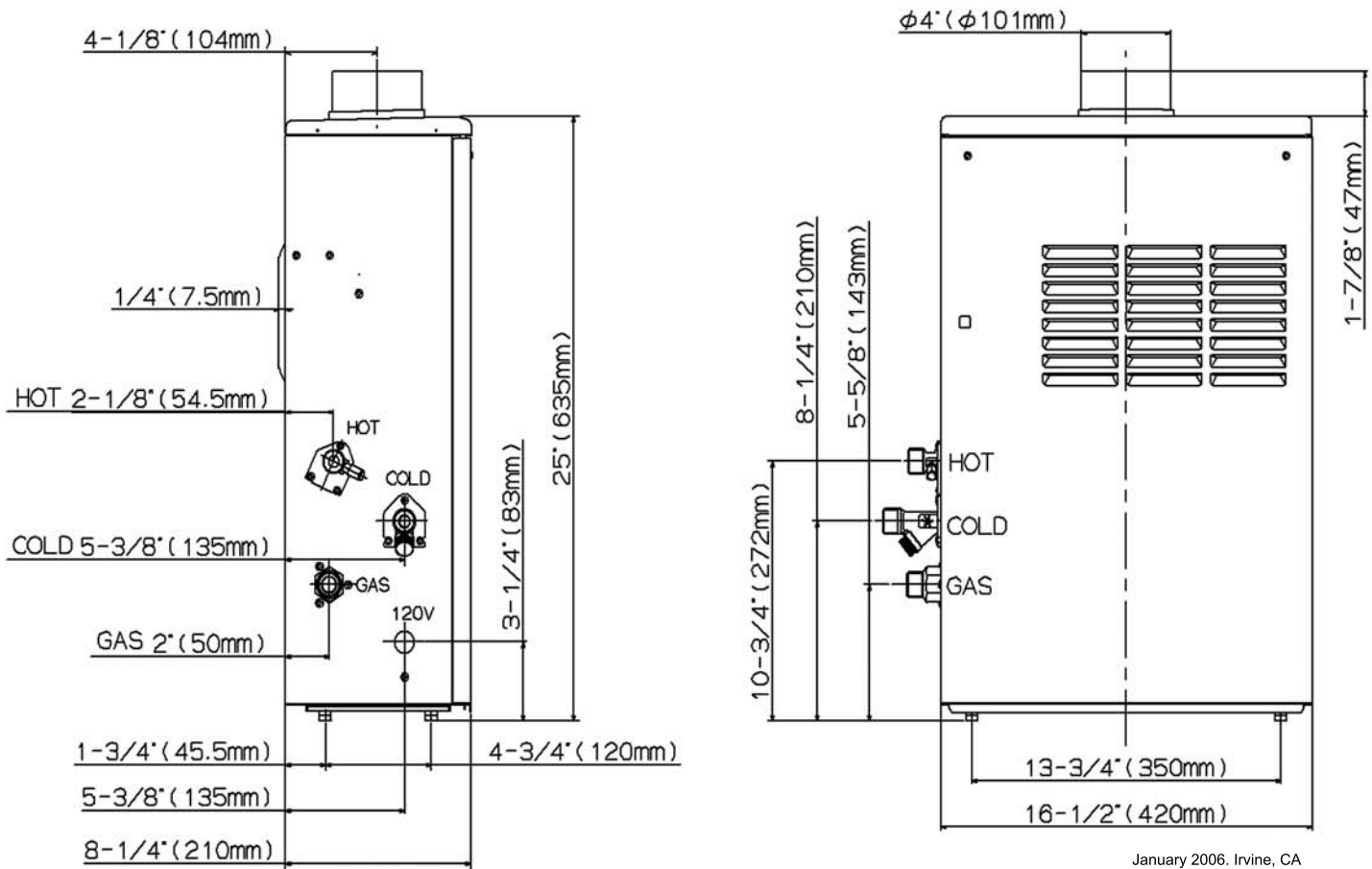
January 2006. Irvine, CA

Temp Settings

Dip Switch:	104°F	113°F	122°F (*Default)	176°F				
With RE02 Remote:	99°F	100°F	102°F	104°F	106°F	108°F	110°F	111°F
	113°F	115°F	117°F	122°F	131°F	140°F	158°F	167°F

Takagi Industrial Co. USA, Inc.
5 Whatney Irvine, CA 92618
888.882.5244 www.takagi.com

+Complied w/NSF-61 standard (certified by TL Lab)
++Met SCAQMD rule 1146.2 (certified by BR Lab)



January 2006. Irvine, CA

T-K2:	HT	W	D	WT	Volt	Amp	Flue	(Hot/Cold/Gas) Connections
	25	16.5	8.3	60 lbs.	120	0.63	4" O.D.*	3/4" NPT
	Input		Input		Eff%	Energy Factor	Min Press.	Max Press.
NG	Max BTU	Min BTU						
	185,000	20,000		85%	.83		5.0" wc	10.5" wc
LP	175,000	19,000		86%	.84		11.0" wc	14.0" wc
	GPM	DOE GPH	TDH - Ft.	TDH - PSI	Water PSI	Coil Cap.		
	6.9 - 0.75**	228	63 - 1.16	27.3 - 0.5	150 - 15 PSI***	≈0.5 Gallons		
Clearances	Top	Front	Back	(Non Pipe Side)		(Pipe Side)		
Indoor	12"	24"	1"	Rt. Side	2"	Lt. Side	6"	
Outdoor	36"	24"	1"		6"		12"	

* Category III Required ** Current numbers based on factory testing, 0.6 GPM Required for Continuous Fire After Initial Ignition

*** Pressure Only Relief Valve Required (Min 200,000 BTUs, 150 PSI)

Warranty 7 yrs Heat Exchanger, 2 yrs Parts Only (as of January 2006)

Specification

Flash water heater(s) shall be Model TK2 as manufactured by Takagi Industrial Company Inc. The Flash water heater(s) shall be a copper coil integral fin and tube construction with quick release brass or bronze waterways. Heater(s) will be factory assembled and tested. The heater shall be vented with 4" stainless steel Category III vent pipe a distance not to exceed 35' (equivalent) feet terminating vertically or horizontally as prescribed.

The heater(s) shall be controlled by onboard solid state printed circuit board monitoring incoming and outgoing temperatures with factory installed thermistors, sensing and controlling flow rate to set point temperature which control both air and gas mixture inputs to maintain thermal combustion efficiency. Unit also consists of ground fault interrupter, inline fusing, spark ignition and sensor system, aluminized stainless steel burners, vent pressure switch, Hi limit switch, modulating and proportional gas valves, freeze protection sensor and heating blocks and overheat cut-off fuses.

The water heater(s) shall be CSA listed, exceeds the energy efficiency requirements of ASHRAE 90.1b-1992 and listed by SCAQMD rule 1146.2 Low NOx.