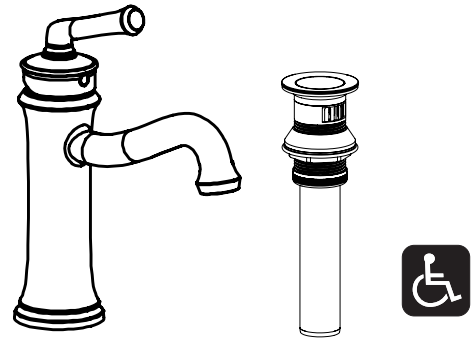






Location:



SLS5812PP
Single Handle Lavatory Faucet
Specification Submittal



<p>Model Numbers</p>	<p>Feature Highlights</p>
<p><input type="checkbox"/> SLS5812PP Single Handle Lavatory Faucet with push-pop metal drain assembly</p>	<ul style="list-style-type: none"> • Single hole mount configuration • Single lever cartridge with ceramic control components • 23" braided hose water supply connections • 8-1/8" height • Standard 1.0gpm (3.8 L/min) flow rate • Faucet shall be metal construction, plated in standard polished chrome finish
<p>Options/ Modifications</p> <p><input type="checkbox"/> 05  0.5 gpm (1.9 L/min) flow restrictor</p> <p><input type="checkbox"/> BBZ Brushed Bronze finish</p> <p><input type="checkbox"/> MB Matte Black finish</p> <p><input type="checkbox"/> STN Satin Nickel finish</p> <p>Note: Append appropriate suffix to model number.</p>	
<p>Compliance</p> <p>-ASME A112.18.1/CSA B125.1</p> <p>-NSF/ANSI/CAN 61: Q<1, NSF/ANSI 372</p> <p>-WaterSense 1.0gpm</p>  	<p>Warranty</p> <p>Limited Lifetime - to the original end purchaser in consumer/residential installations.</p> <p>10 Years - for commercial/industrial installations. Refer to www.symmons.com/warranty for complete warranty information.</p> 

Architectural/ Engineering Specification

Symmons Braston® Single Handle Lavatory Faucet _____ Includes Single hole mount configuration, Single lever cartridge with ceramic control components, 23" braided hose water supply connections, 8-1/8" height, Standard 1.0gpm (3.8 L/min) flow rate, Faucet shall be metal construction, plated in standard polished chrome finish. 10 Year Commercial Warranty. ASME A112.18.1/CSA B125.1, NSF/ANSI/CAN 61: Q<1, NSF/ANSI 372, WaterSense 1.0gpm compliant. Available options: "05 - 0.5 gpm (1.9 L/min) flow restrictor", "BBZ - Brushed Bronze finish", "MB - Matte Black finish", "STN - Satin Nickel finish".

