






5996TRM
Tub/Shower/Hand Shower Trim
Specification Submittal

Location:

<p>Model Numbers</p> <p><input type="checkbox"/> 5996TRM Tub/Shower/Hand Shower Trim</p> <p>Valve Options: -261 series Temptrol shower valve with TRM modifier -161 series Temptrol shower valve requires TC modifier -3DIVBODYSRT Diverter valve</p>	<p>Feature Highlights</p> <ul style="list-style-type: none"> • Birch® Tub/Shower/Hand Shower Trim. • Requires Temptrol pressure balancing shower valve. • Requires three function diverter body. • Adjustable stop screw to limit handle rotation. • 30" Slide bar. • Non-diverter tub spout. • 60" flexible metal hose. • Single-mode hand shower with NPSO. • Single-mode showerhead. • Standard 2.0 gpm (7.6 L/min) flow restrictor. • Components made from metal and nonmetal materials, plated in standard Polished Chrome finish.
<p>Compliance</p> <ul style="list-style-type: none"> • ASME A112.18.1 / CSA B125.1. • WaterSense 1.5 gpm (5.7 L/min) / 2.0 gpm (7.6 L/min). • Lever handle and hand shower meet ADA requirements for operation.   	<p>Modifications</p> <ul style="list-style-type: none"> <input type="checkbox"/> 15  1.5 gpm (5.7 L/min) flow restrictor <input type="checkbox"/> L1 Less showerhead <input type="checkbox"/> L2 Less hand shower <input type="checkbox"/> L3 Less showerhead and hand shower <input type="checkbox"/> L4 Less showerhead, shower arm & flange <input type="checkbox"/> L5 Less hand shower system (less bar / cradle, hose, wand and elbow) <input type="checkbox"/> L7 Less handle <input type="checkbox"/> STN Satin Nickel finish <input type="checkbox"/> TC Test Cap Trim (includes TA-10 & T-12A) used with 161 series Temptrol Valve <p>Note: Append appropriate suffix to model number.</p>
<p>Warranty</p> <p>Limited Lifetime - to the original end purchaser in consumer/residential installations.</p> <p>10 Years - for commercial/industrial installations. Refer to www.symmons.com/warranty for complete warranty information.</p> 	

SKU Builder

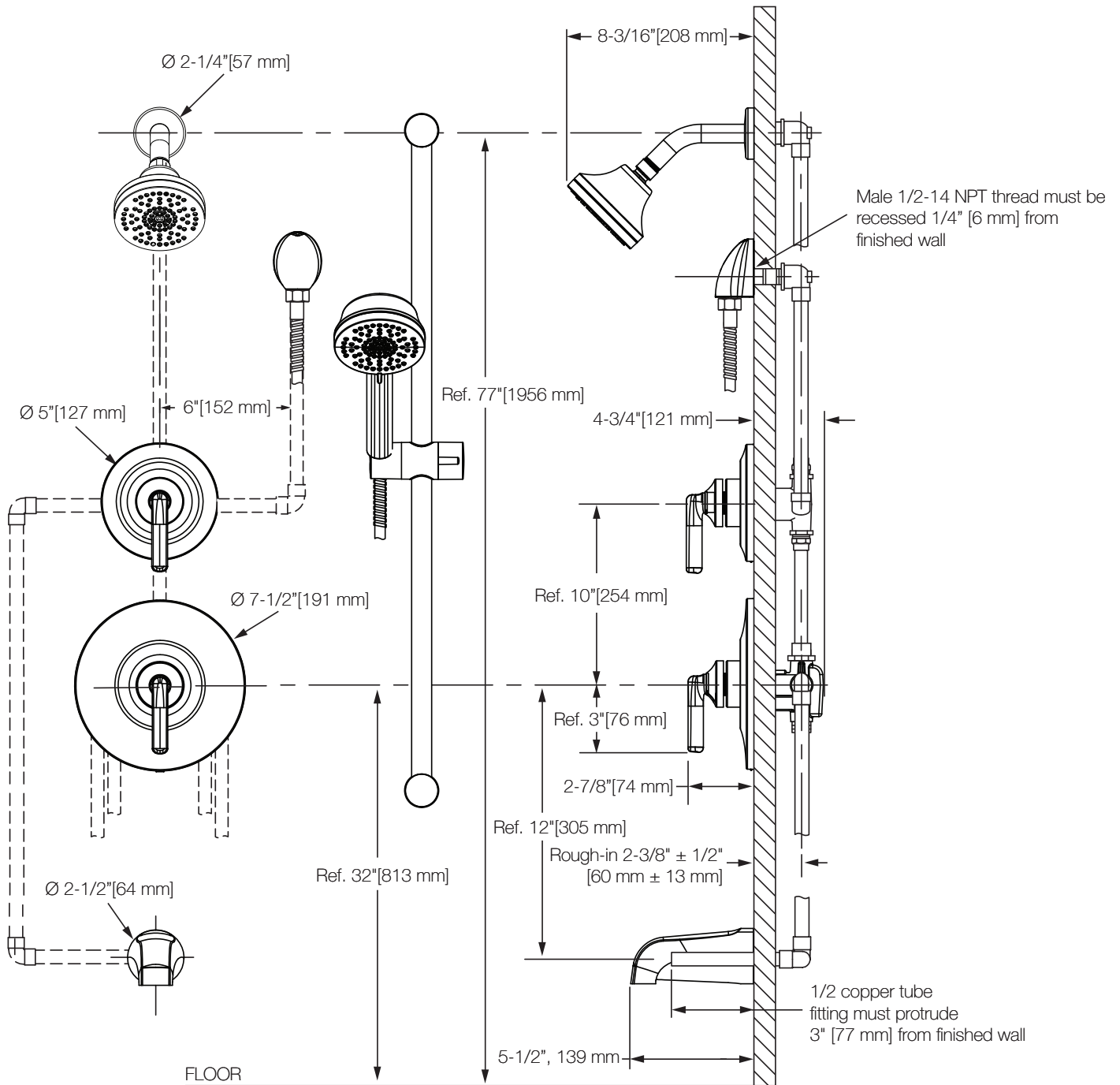
Series	Finish	Modifier	Flow Rate	Trim (required)	Test Cap	Final SKU
5996	STN	L3		TRM	TC	5996STNL3TRMTC
5996	STN			TRM		5996STNTRM

Note: No more than two modifiers (L1-L7) permitted when ordering. Modifiers will list in numerical order.

Architectural/Engineering Specification

Symmons Birch® Tub, Shower and Hand Shower Trim _____ Includes Birch® Tub, Shower and Hand Shower Trim powered by Temptrol® Pressure Balancing Shower Valve, requires three function diverter body. Features include adjustable stop screw to limit handle rotation, 30" Slide bar, three function diverter body sold separately, non-diverter tub spout, 60" flexible metal hose, single-mode hand shower with NPSO, single-mode showerhead, standard 2.0 gpm (7.6 L/min) flow restrictor. Components made from metal and nonmetal materials, plated in standard Polished Chrome finish. 10 Year Commercial Warranty. ASME A112.18.1 / CSA B125.1 and WaterSense 1.5 / 2.0 complaint. Lever handle and hand shower meet ADA requirements for operation. Available options: 15 = 1.5 gpm (5.7 L/min) flow restrictor, L1 = Less showerhead, L2 = Less hand shower, L3 = Less showerhead and hand shower, L4 = Less showerhead, shower arm & flange, L5 = Less hand shower system (less bar / cradle, hose, wand and elbow), L7 = Less handle, STN = Satin Nickel finish, and TC = Test Cap Trim.

Dimensions



Notes:

- 1) Valve body and piping not included and shown as reference only.
- 2) Plaster shield (p/n T-176) for dry wall, plaster or other type walls 1/2" or greater.
- 3) All dimensions measured from nominal rough-in (see 2-3/8" ± 1/2" [60 mm ± 13 mm] as reference).
- 4) Dimensions subject to change without notice.