




S4998TRM
Shower/Hand Shower Trim
Specification Submittal

<p>Model Numbers</p>	<p>Options/Modifications</p>
<p><input type="checkbox"/> S4998TRM Shower/Hand Shower Trim, Temptrol Pressure Balancing Shower Valve ordered separately</p>	<p><input type="checkbox"/> MB Matte Black finish <input type="checkbox"/> STN Satin Nickel finish <input type="checkbox"/> 15 1.5 GPM (5.7 L/Min) aerator <input type="checkbox"/> L1 Less showerhead <input type="checkbox"/> L2 Less Less hand shower (wand only) <input type="checkbox"/> L3 Less showerhead & hand shower wand <input type="checkbox"/> L7 Less handle <input type="checkbox"/> TC With TA-10 flow control spindle + T-12A Assembly</p>
<p>Feature Highlights</p> <ul style="list-style-type: none"> • Integral diverter control • Metal lever handle • 30" slide bar for hand shower wand • Dual checks for backflow protection • 60" flexible metal hose • 1 mode hand shower wand • 1 mode showerhead • Integral diverter control • 2.0 gpm (7.6 L/min) flow restrictors • Components shall be metal and nonmetallic construction, plated in standard Polished Chrome finish 	<p>Warranty</p> <p>Limited Lifetime - to the original end purchaser in consumer/residential installations. 10 Years - for commercial/industrial installations. Refer to www.symmons.com/warranty for complete warranty information.</p> 
<p>Compliance</p> <ul style="list-style-type: none"> • ASME A112.18.1/CSA B125.1 • Lever handle meets ADA requirements  	

SKU Builder

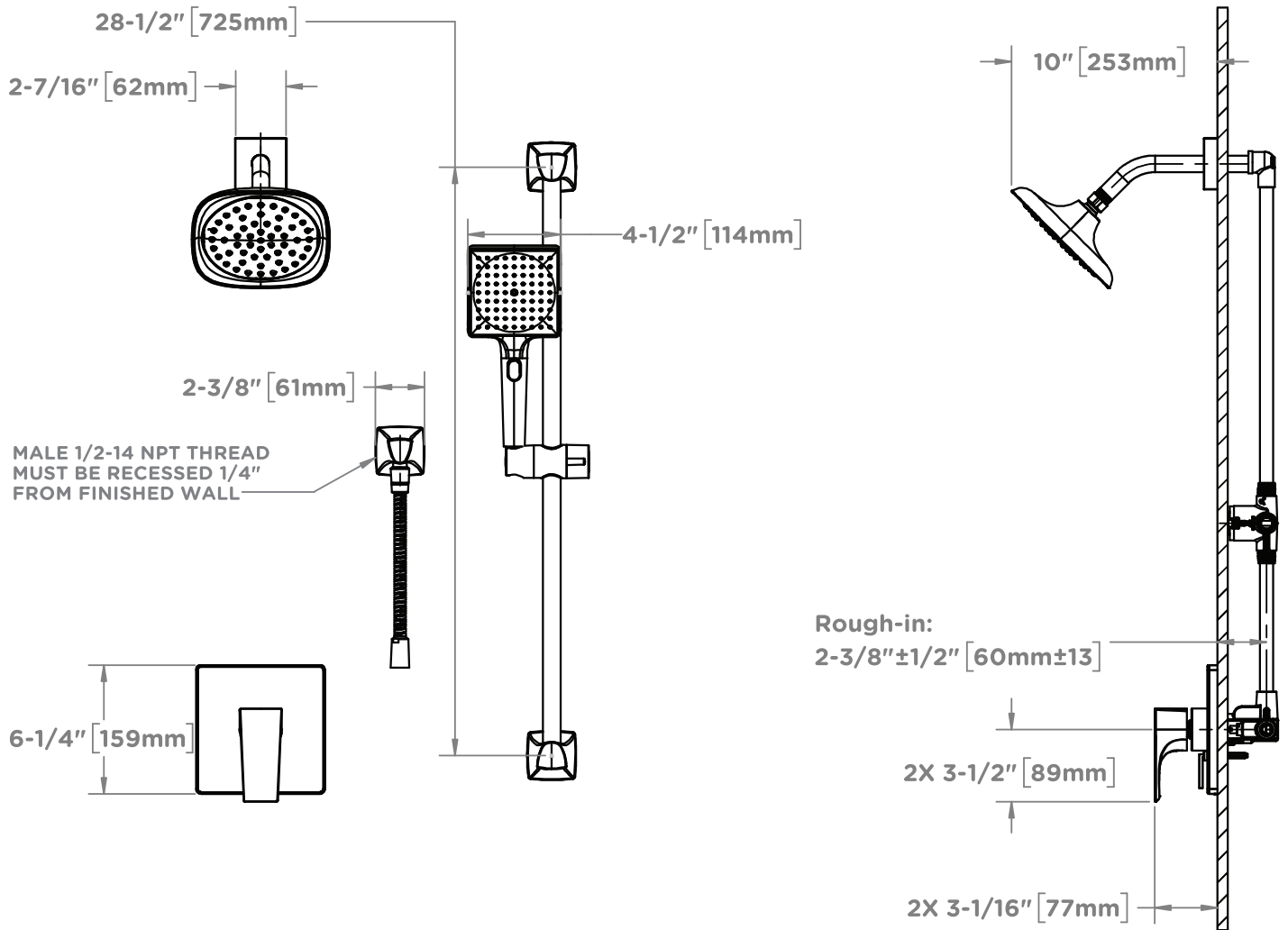
Series	Finish	Modifier	Flow Rate	Trim (required)	Test Cap	Final SKU
S4998	STN	L7	15	TRM		S4998STNL715TRM
S4998	MB			TRM	TC	S4998MBTRMTC

Note: No more than two modifiers (L1-L7) and modifier order will follow numerical order.

Architectural/Engineering Specification

Symmons _____ Includes Verity shower and hand shower trim, requires Temptrol® Pressure Balancing Shower Valve, features integral diverter control, metal lever handle, 30" slide bar for hand shower wand, dual checks for backflow protection, 60" flexible metal hose, 1 mode hand shower wand and 1 mode showerhead with 2.0 gpm (7.6 L/min) flow restrictors. Components made from metal and nonmetallic materials plated in standard polished chrome finish. 10 Year Commercial Warranty. ASME A112.18.1/CSA B125.1 compliant and lever handle meets ADA compliance. Available options: "15 - 1.5 gpm (5.7 L/min) flow restrictor", "STN - Satin Nickel finish", "MB - Matte Black finish", "L1 - Less showerhead", "L2 - Less hand shower wand", "L3 - Less showerhead & hand shower (head and wand only)", "L7 - Less handle", "TC - Test Cap Trim".

Dimensions



Notes:

- 1) All dimensions measured from nominal rough-in.
- 2) Dimensions are subject to change without notice.