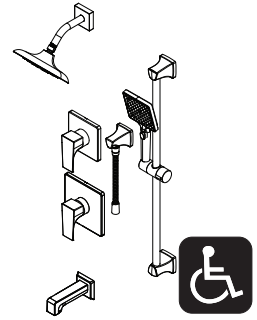







Location:



4996TRM  
Tub/Shower/Hand Shower Trim  
**Specification Submittal**

<p><b>Model Numbers</b></p>	<p><b>Options/Modifications</b></p>
<p><input type="checkbox"/> <b>4996TRM</b> Tub/Shower/Hand Shower Trim, Temptrol Pressure Balancing Shower Valve and diverter valve ordered separately</p>	<p><input type="checkbox"/> <b>MB</b> Matte Black finish  <input type="checkbox"/> <b>STN</b> Satin Nickel finish  <input type="checkbox"/> <b>15</b> 1.5 GPM (5.7 L/Min) aerator  <input type="checkbox"/> <b>L1</b> Less showerhead  <input type="checkbox"/> <b>L2</b> Less hand shower (wand only)  <input type="checkbox"/> <b>L3</b> Less showerhead &amp; hand shower wand  <input type="checkbox"/> <b>L4</b> Less head, arm and flange  <input type="checkbox"/> <b>L5</b> Less handle shower system (less bar/cradle, hose, wand and elbow)  <input type="checkbox"/> <b>L7</b> Less handle  <input type="checkbox"/> <b>TC</b> With TA-10 flow control spindle + T-12A Assembly</p>
<p><b>Feature Highlights</b></p> <ul style="list-style-type: none"> <li>Requires Temptrol® Pressure Balancing Shower Valve</li> <li>Seperate two function diverter</li> <li>Metal lever handle</li> <li>Tub spout included</li> <li>Components shall be metal and nonmetallic construction, plated in standard Polished Chrome finish</li> <li>Available with TA-10 flow control spindle and T-12A cap assembly for Temptrol valve bodies installed with Test Cap</li> <li>2.0 GPM (7.6 L/min) flow rate standard</li> <li>30 inch slide bar</li> <li>60 inch flexible metal hose</li> <li>1 mode showerhead and hand shower</li> <li>Dual check valve for back flow protections</li> </ul>	<p><b>Warranty</b></p> <p><b>Limited Lifetime</b> - to the original end purchaser in consumer/residential installations.  <b>10 Years</b> - for commercial/industrial installations. Refer to <a href="http://www.symmons.com/warranty">www.symmons.com/warranty</a> for complete warranty information.</p> 
<p><b>Compliance</b></p> <ul style="list-style-type: none"> <li>ASME A112.18.1/CSA B125.1</li> <li>Lever handle meets ADA requirements</li> </ul>  	

**SKU Builder**

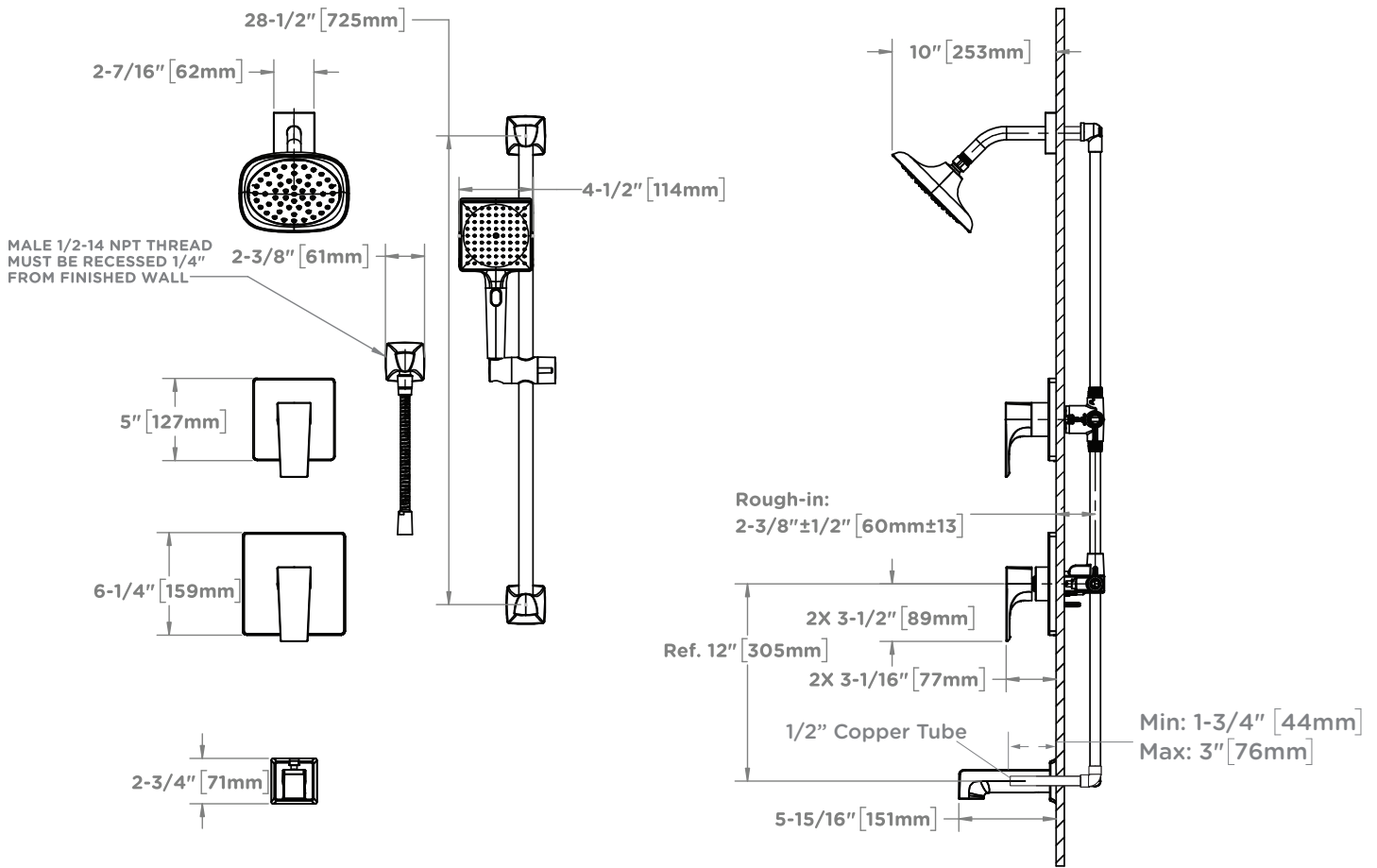
Series	Finish	Modifier	Flow Rate	Trim (required)	Test Cap	Final SKU
4996	STN	L7	15	TRM		4996STNL715TRM
4996	MB			TRM	TC	4996MBTRMTC

**Note:** No more than two modifiers (L1-L7) and modifier order will follow numerical order.

**Architectural/Engineering Specification**

Symmons \_\_\_\_\_ Includes Verity tub, shower, hand shower trim powered by the Temptrol® Pressure Balancing Shower Valve and seperate two function diverter valve, features 30" slide bar, dual check valve for back flow protection, 60" flexible metal hose, 1 mode hand shower and 1 mode showerhead with standard flow rate 2.0 gpm (7.6 L/min), and tub spout. Components made from metal and nonmetallic materials plated in standard polished chrome finish. 10 Year Commercial Warranty. ASME A112.18.1/CSA B125.1 compliant and lever handle meets ADA compliance. Available options: "15 - 1.5 gpm (5.7 L/min) flow restrictor", "L1 - Less showerhead", "L2 - Less hand shower wand", "L3 - Less showerhead and hand shower (head and wand only)", "L4 - Less head, arm and flange", "L5 - Less hand shower system (less bar/cradle, hose, wand and elbow)", "L7 - Less handle", "TC - Test Cap Trim", "MB - Matte Black finish", "STN - Satin Nickel finish".

## Dimensions



### Notes:

- 1) All dimensions measured from nominal rough-in.
- 2) Dimensions are subject to change without notice.