






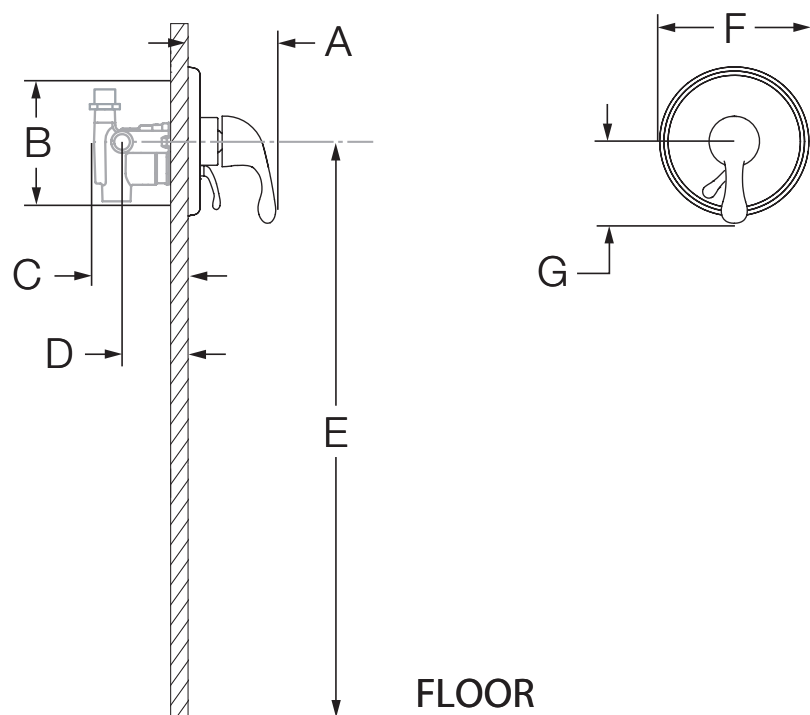
Location:

S-6600
Shower System
Specification Submittal



Model Numbers	Specification
<input type="checkbox"/> S-6600 <i>Unity Shower System</i>	<p>Shower system powered by the Temptrol® Pressure Balancing valve with integrated volume control. Components made from metal and nonmetallic materials plated in standard polished chrome finish.</p>
Modifications	<div>   </div>
<input type="checkbox"/> -X <i>Integral service stops</i> <input type="checkbox"/> -CHKS <i>Integral check stops</i> <input type="checkbox"/> -IPS <i>1/2" female IPS connections</i> <input type="checkbox"/> -REV <i>Reverse coring for back to back installations</i> <input type="checkbox"/> -LP <i>Loop handle</i> <input type="checkbox"/> -OP <i>13" oval plate</i> <input type="checkbox"/> -TRM <i>Trim only, valve not included</i> <input type="checkbox"/> -STN <i>Satin Nickel finish</i>	<div> Compliance -ASME A112.18.1/CSA B125.1  </div>
	<div> Warranty <p>Limited Lifetime - to the original end purchaser in consumer/residential installations. 5 Years - for industrial/commercial installations. Refer to www.symmons.com/warranty for complete warranty information.</p> </div>
<p>Note: Append appropriate -suffix to model number.</p>	

Dimensions



Measurements	
A	3 3/4", 95 mm
B	Shower Valve Hole Size Min. Ø 3", 76 mm Max. Ø 4", 102 mm
C	3 1/2", 89 mm
D	Rough-in 2 3/8" ± 1/2", 60 mm ± 13 mm
E	Ref. 42", 1067 mm
F	Ø 6 3/8", 162 mm
G	3 1/2", 89 mm

Notes:

- 1) All dimensions measured from nominal rough-in (see D as reference).
- 2) Dimensions subject to change without notice.